

Overview of the CMD-3 recent results at e^+e^- collider VEPP-2000



Fedotov G.V.

On behalf of CMD-3 collaboration
Budker Institute of Nuclear Physics
Novosibirsk State University

MESON 2016,
2 - 7 June, Krakow



- Motivation
- Collider and detector
- Experiment
- Recent results:
 - Processes with pions
 - Processes with kaons
 - Processes with pions & kaons
 - Other processes
- Summary and perspectives

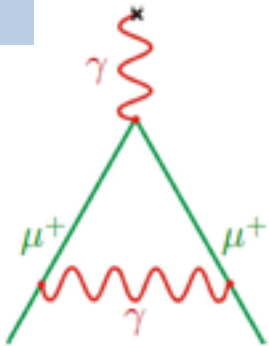
Motivation



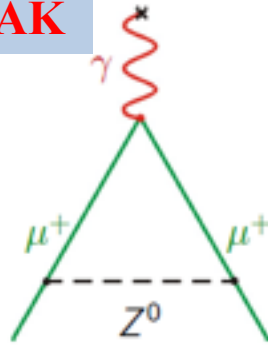
Muon anomaly, $a_m = (g-2)_m/2$

$$a_\mu^{\text{theory(SM)}} = a_\mu^{\text{QED}} + a_\mu^{\text{weak}} + a_\mu^{\text{had}}$$

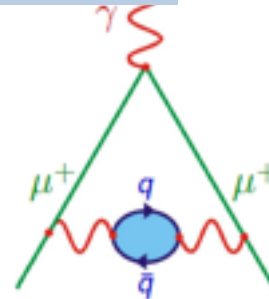
QED



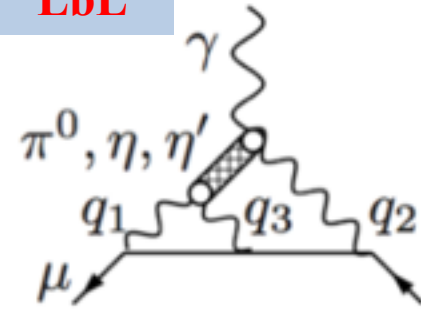
WEAK



HADRONIC



LbL



$$a_\mu^{\text{had}} = \frac{\alpha^2}{3 \cdot \pi^2} \int_{4m_\pi^2}^{\infty} ds \cdot \frac{K(s)}{s} \cdot R(s)$$

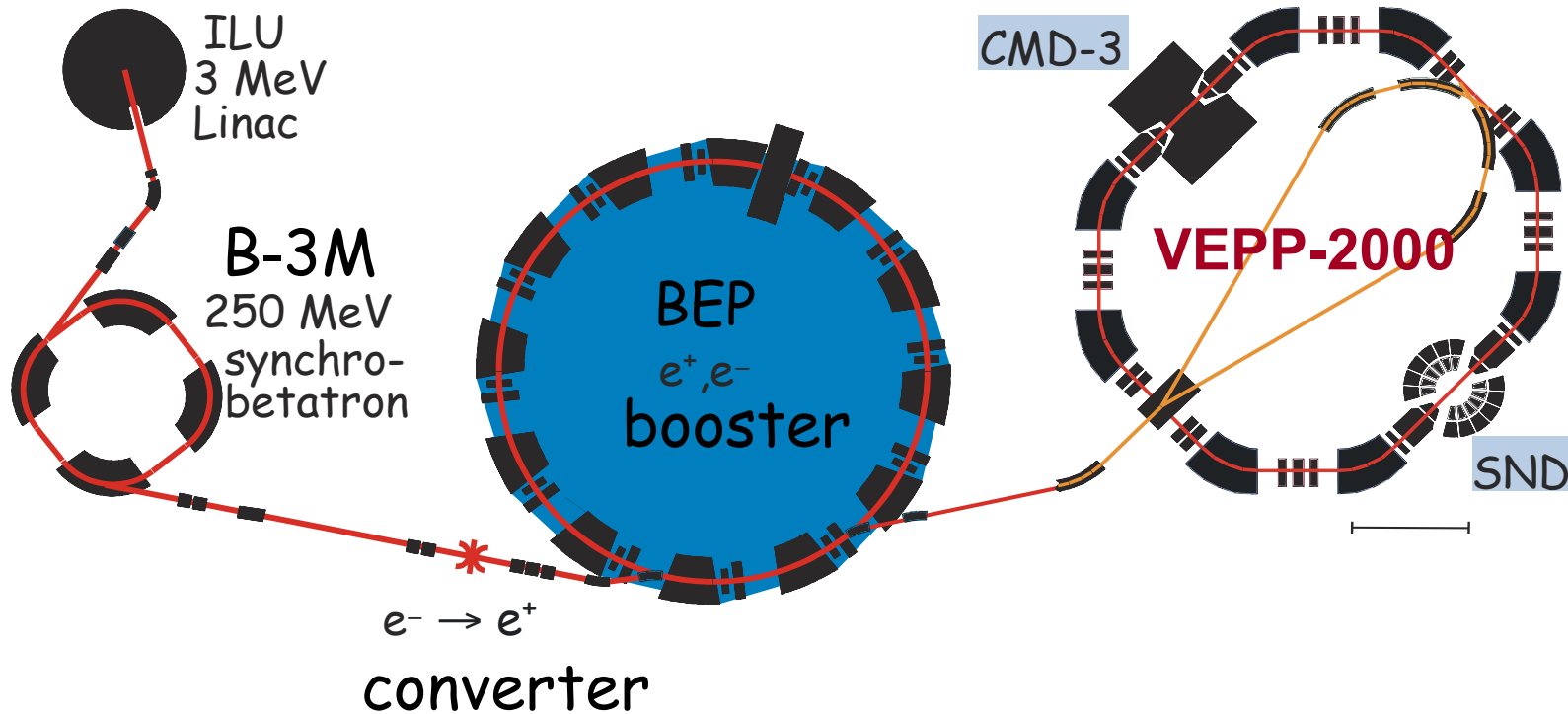
$$R(s) = \frac{\sigma(e^+e^- \rightarrow \gamma^* \rightarrow \text{hadrons})}{\sigma(e^+e^- \rightarrow \mu^+\mu^-)}$$

M. Davier et al., EPJC71(2011)1515

$$a_\mu^{\text{EXP}} - a_\mu^{\text{SM}} = 3.6\sigma$$

Experimental input is needed! Major contribution to $(g-2)/2$ coming from VEPP-2000 energy range gives 92% and determine it's uncertainty

VEPP-2000 collider (2011-2013)

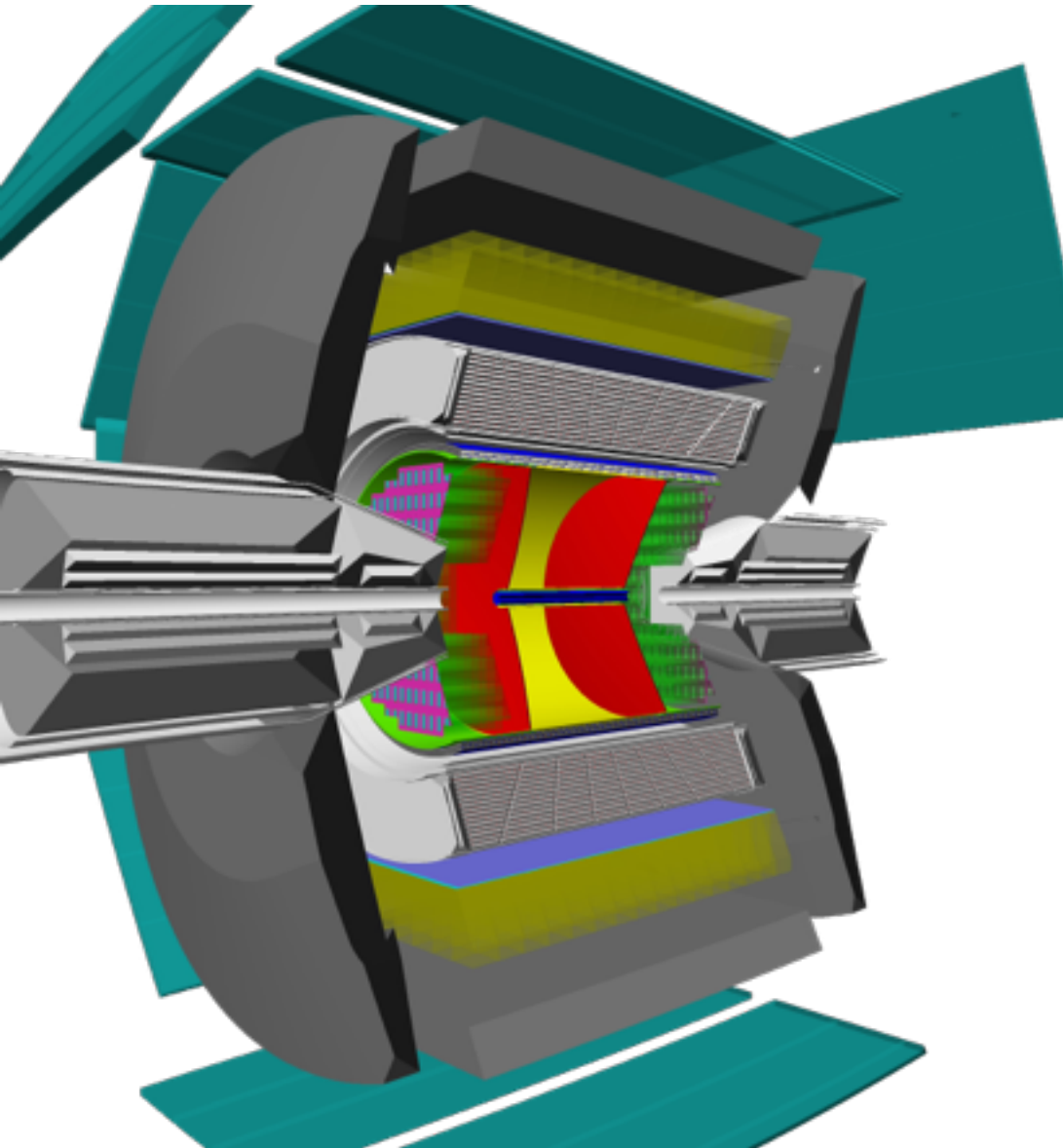


Maximum c.m. energy is 2 GeV, project luminosity is $L = 10^{32} \text{ 1/cm}^2\text{s}$ at $\sqrt{s} = 2 \text{ GeV}$

Unique optics with used "round beams", allows to reach higher luminosity

Experiments with two detectors. CMD-3 and SND. started by the end of 2010

CMD-3 detector



DC – 1218 hexagonal cells with sensitive wires, W-Re alloy, 15μ in diameter, spatial resolution $\sim 100\mu$.

Z-chamber – start FLT, precise determine z-coordinate $\sim 500 \mu$ (detector acceptance)

LXe calorimeter thickness $5,1X_0$, 196 towers & 1286 strips. Spatial resolution 1 – 2 mm, measurement of conversion point for g's measurement of shower profile

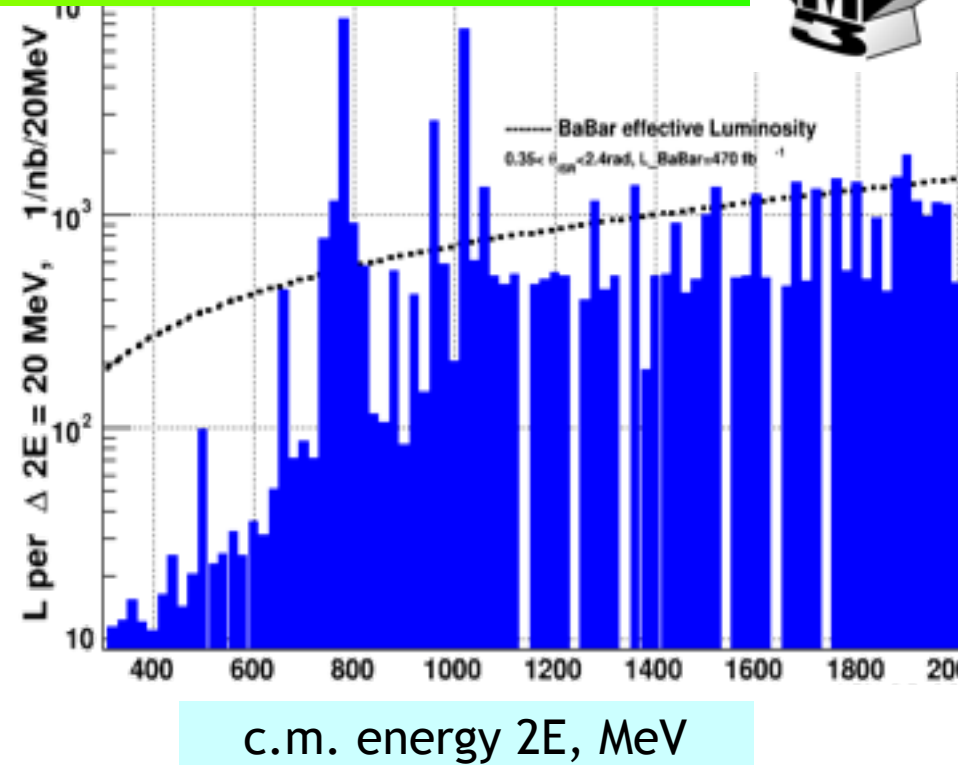
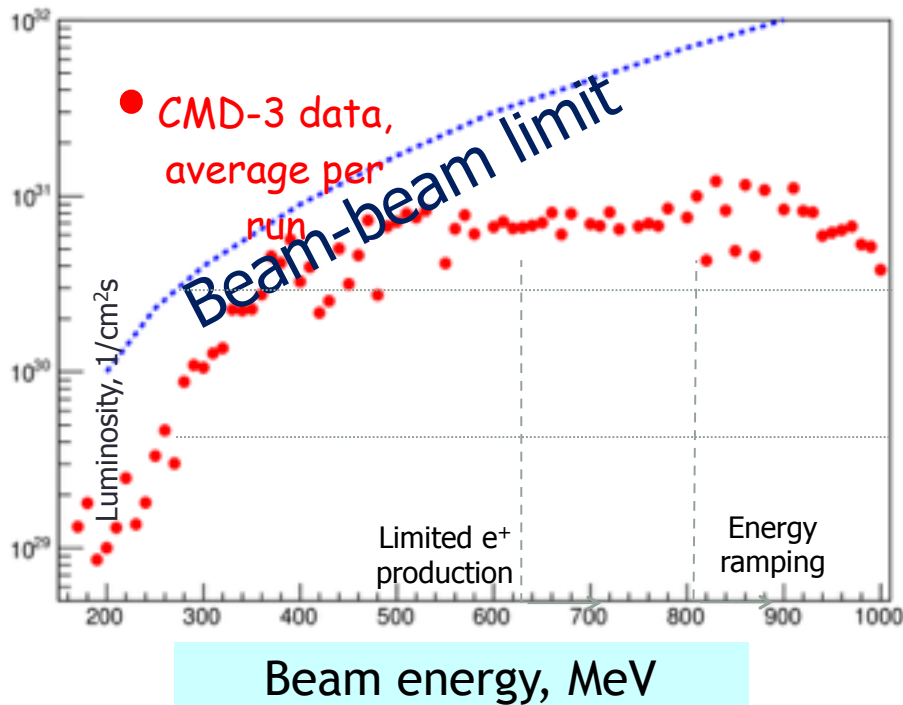
TOF – 16 counters, time resolution ~ 1 ns particle id (mainly p, n)

Calorimeter with CsI crystals ($\sim 3,5$ t), 8 octants, number of crystals - 1152, $8 X_0$.

MR system – 8 octants (cosmic veto, ~ 1 ns)

Project magnetic field - 1,5 T
(current value 1.3 T while)

Collected luminosity



Today the peak luminosity is limited by a deficit of positrons (650 MeV) and limited energy of the booster (higher 825 MeV).

After upgrade (completed) we expect increasing of luminosity by a factor of 10 at maximum beam energy.

Collected $L \sim 60 \text{ pb}^{-1}$ per detector

8.3 pb^{-1} ω -region

9.4 pb^{-1} region below 1 GeV (except ω)

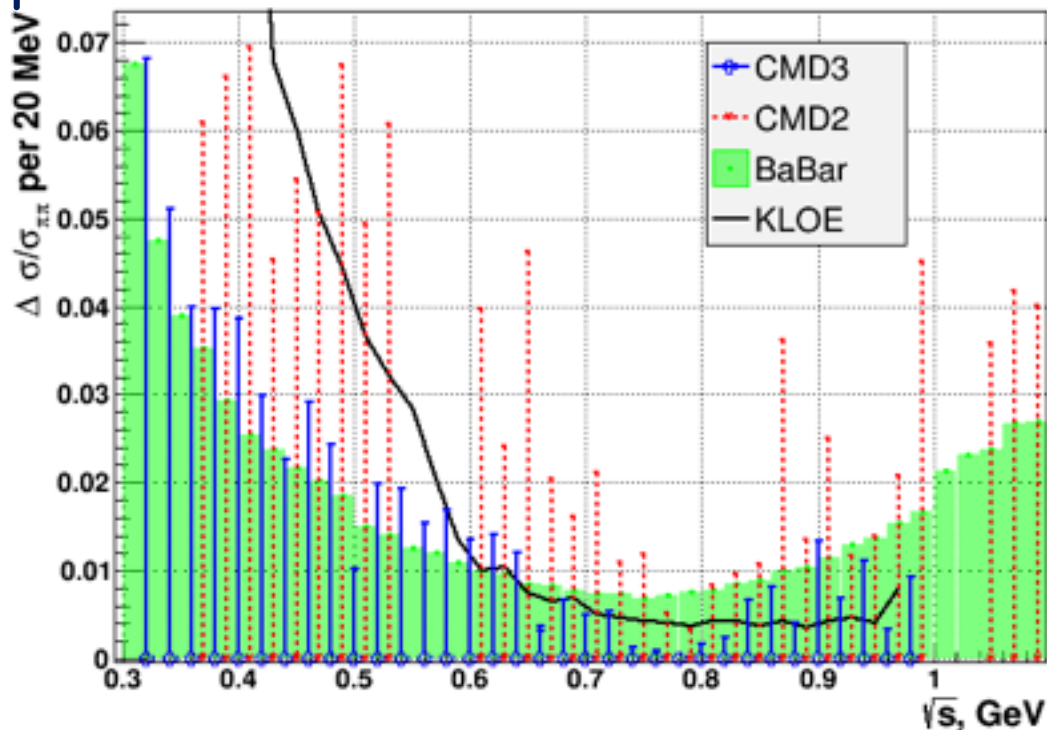
8.4 pb^{-1} ϕ -region

34.5 pb^{-1} region higher than ϕ

$e^+e^- \rightarrow \pi^+\pi^-$ statistics and systematics



Expected statistical error for 2013 data



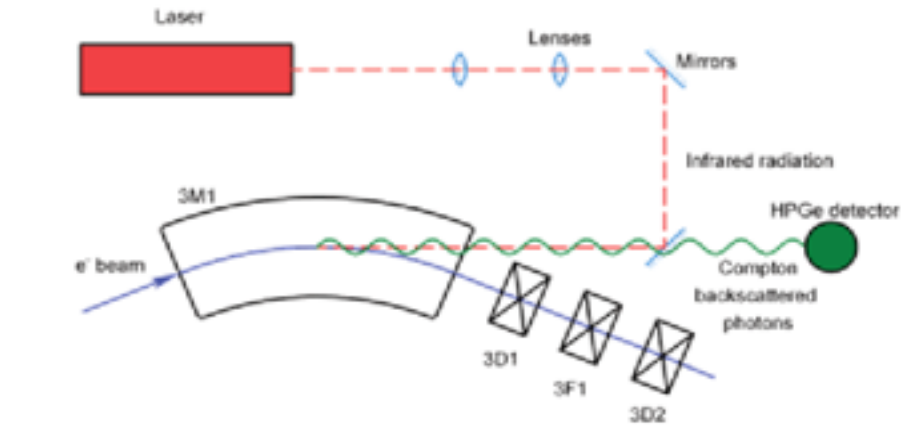
Main sources of systematics:

- $e/\mu/\pi$ separation - 0.2% multiple ways to get detector response from data itself.
- Fiducial volume - 0.1% independent systems, which can be used to determine fiducial volume with cross check.
- Beam energy - 0.1% constant monitoring with Compton backscattering
- Radiative corrections - 0.1% proof from data.
- Many systematic studies will be rely on high statistics.

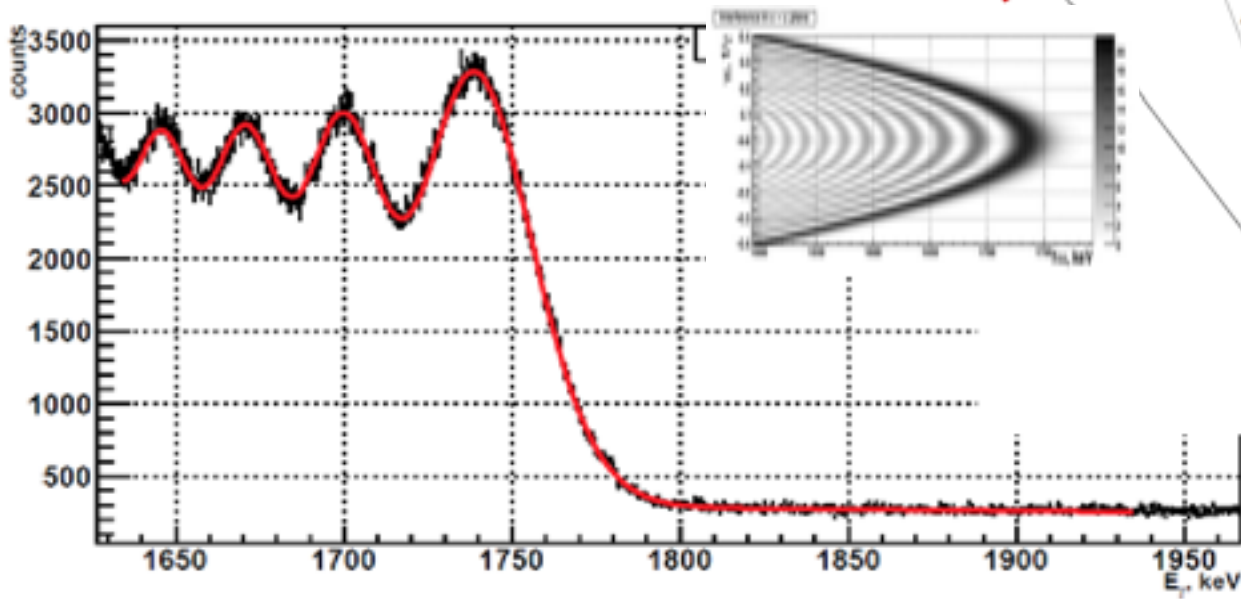
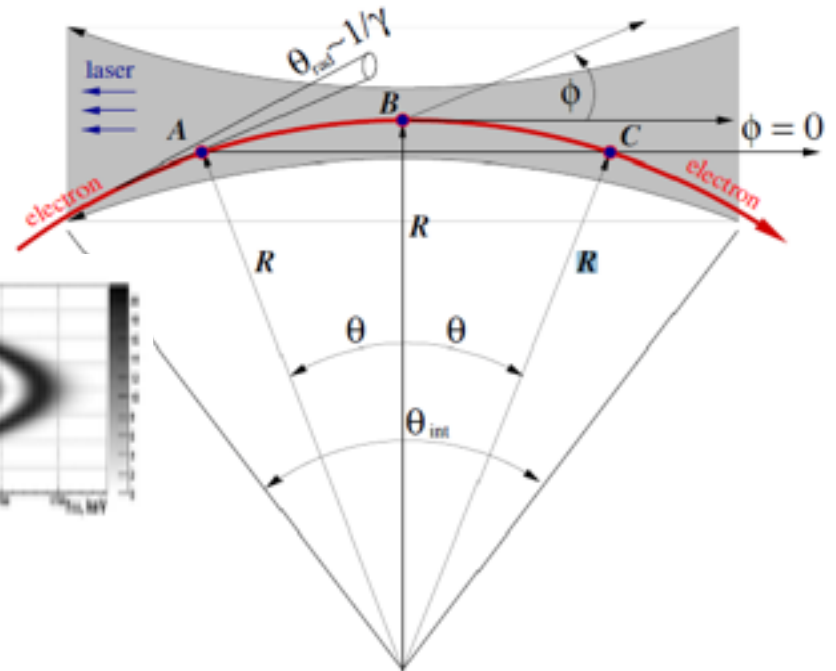
Energy measurement



Starting from 2012, energy is monitored continuously using Compton backscattering techniques



Radiation coming from A and C points under angle $\varphi = 0$ is interference

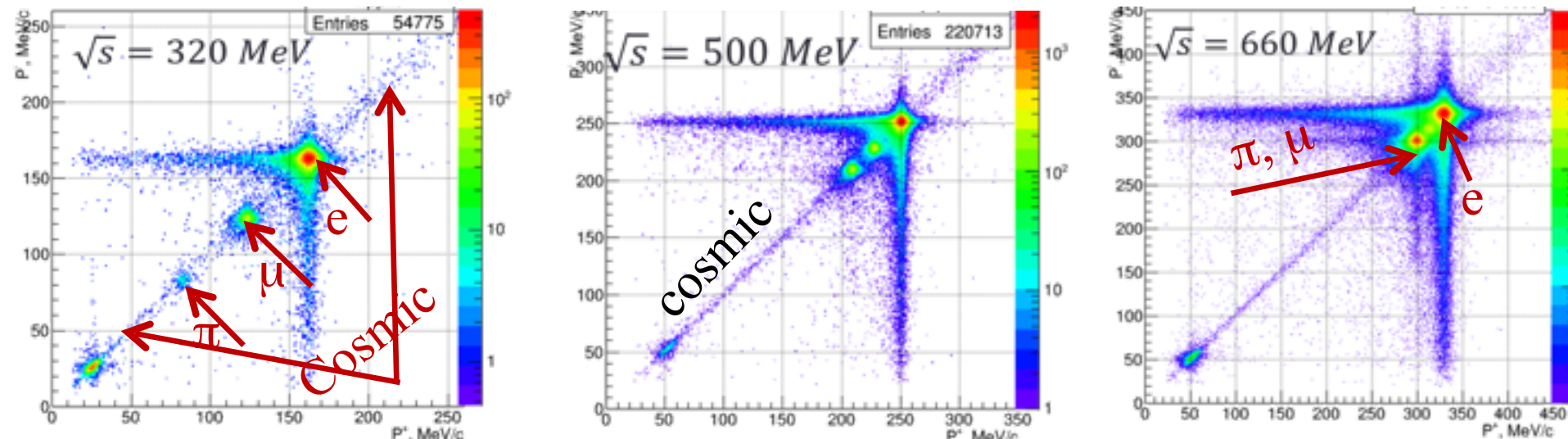


$$E = 993.662 \pm 0.016 \text{ MeV}$$

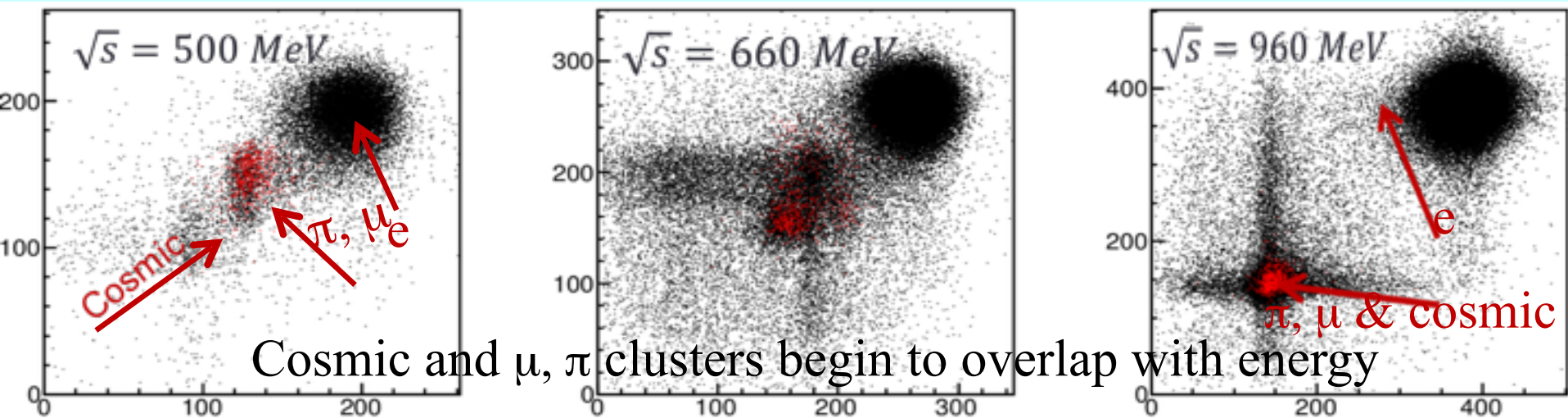
Luminosity determination ($e+e^-$ & $\gamma\gamma$)



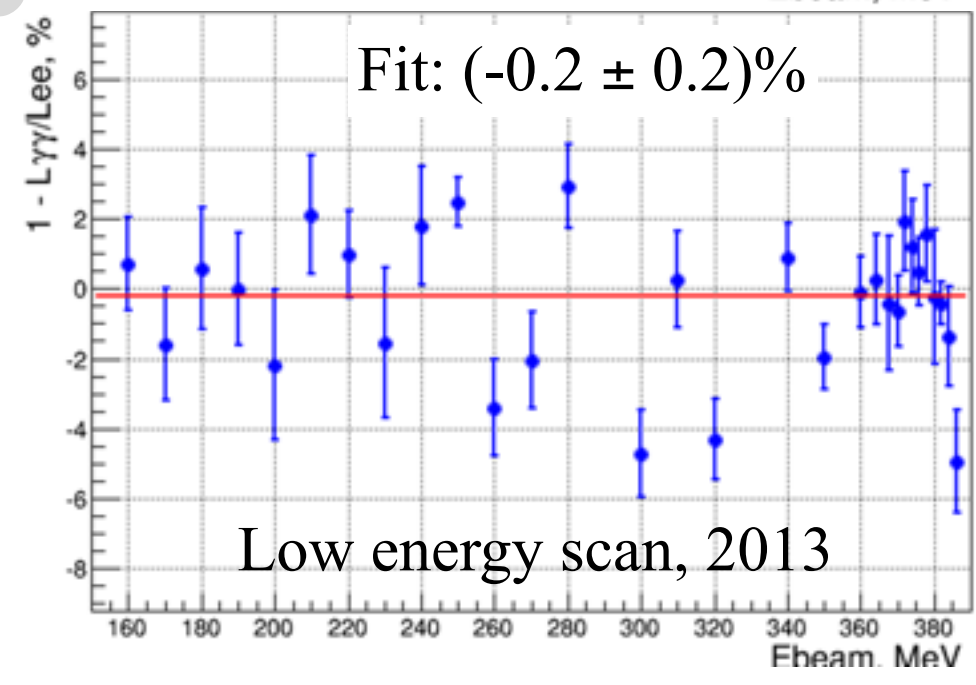
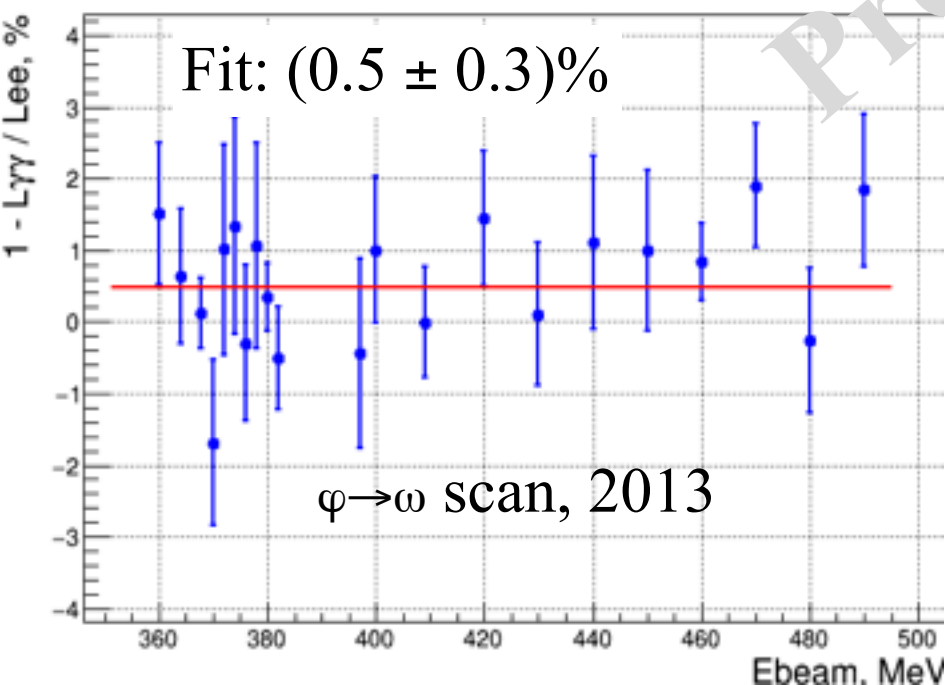
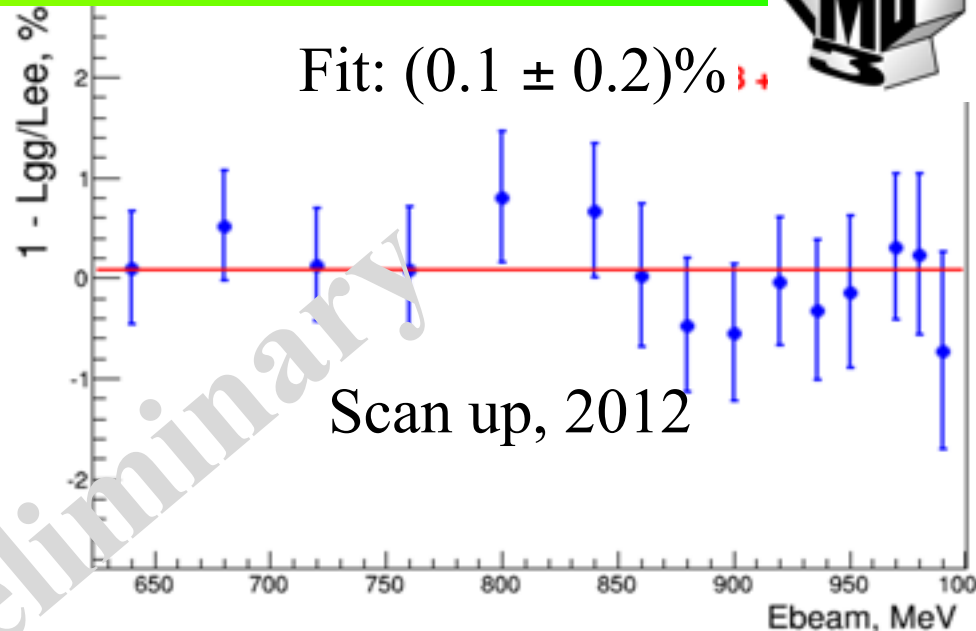
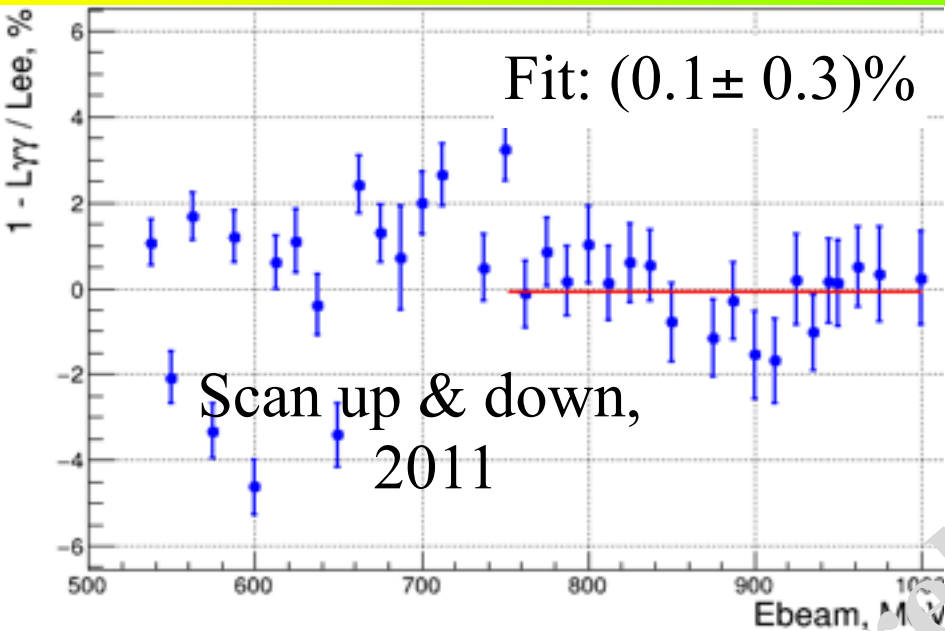
e, μ, π separation based on momentum in DC



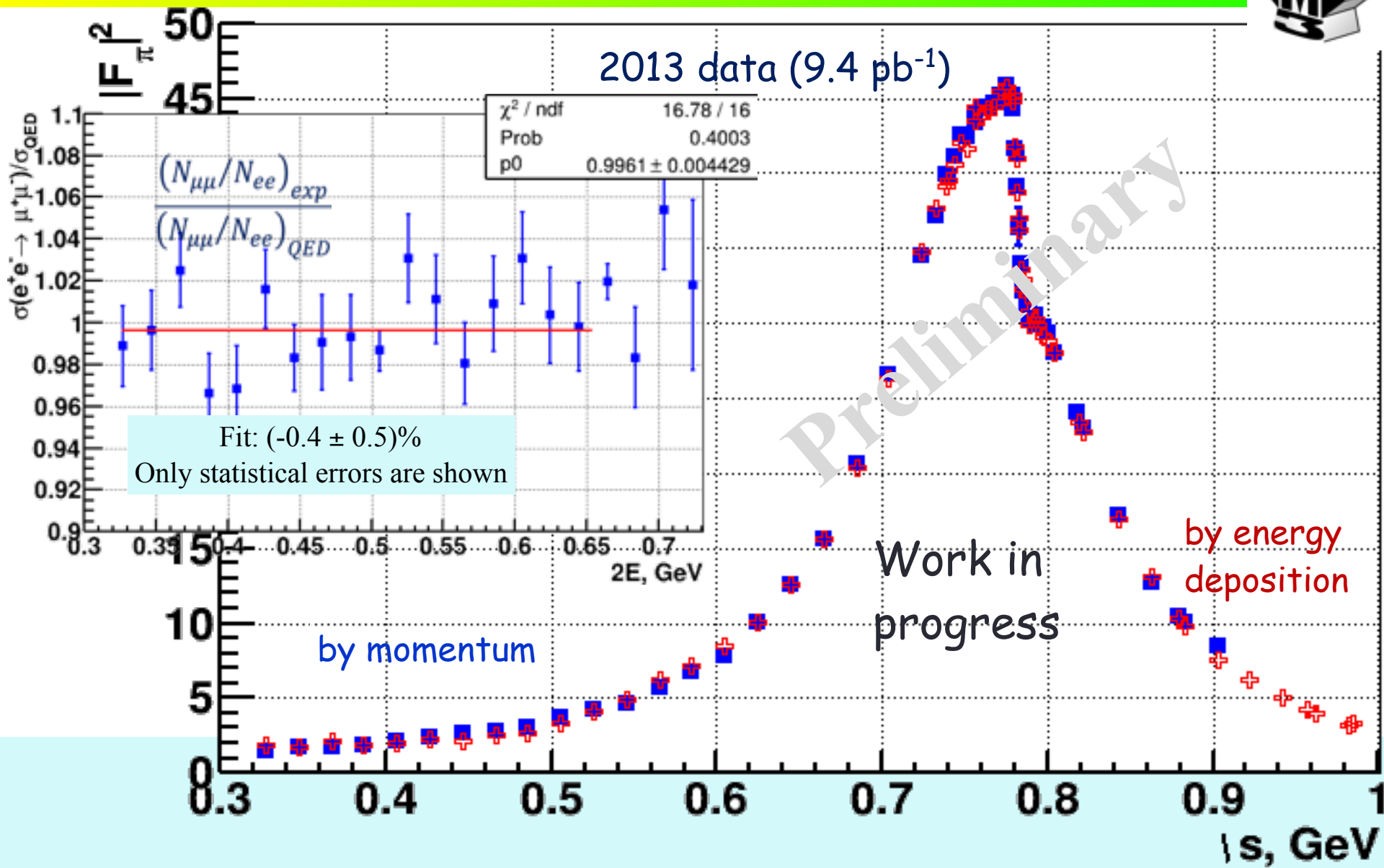
e, μ, π separation based on energy deposition in calorimeter
red dots - simulated muons



Luminosity determination



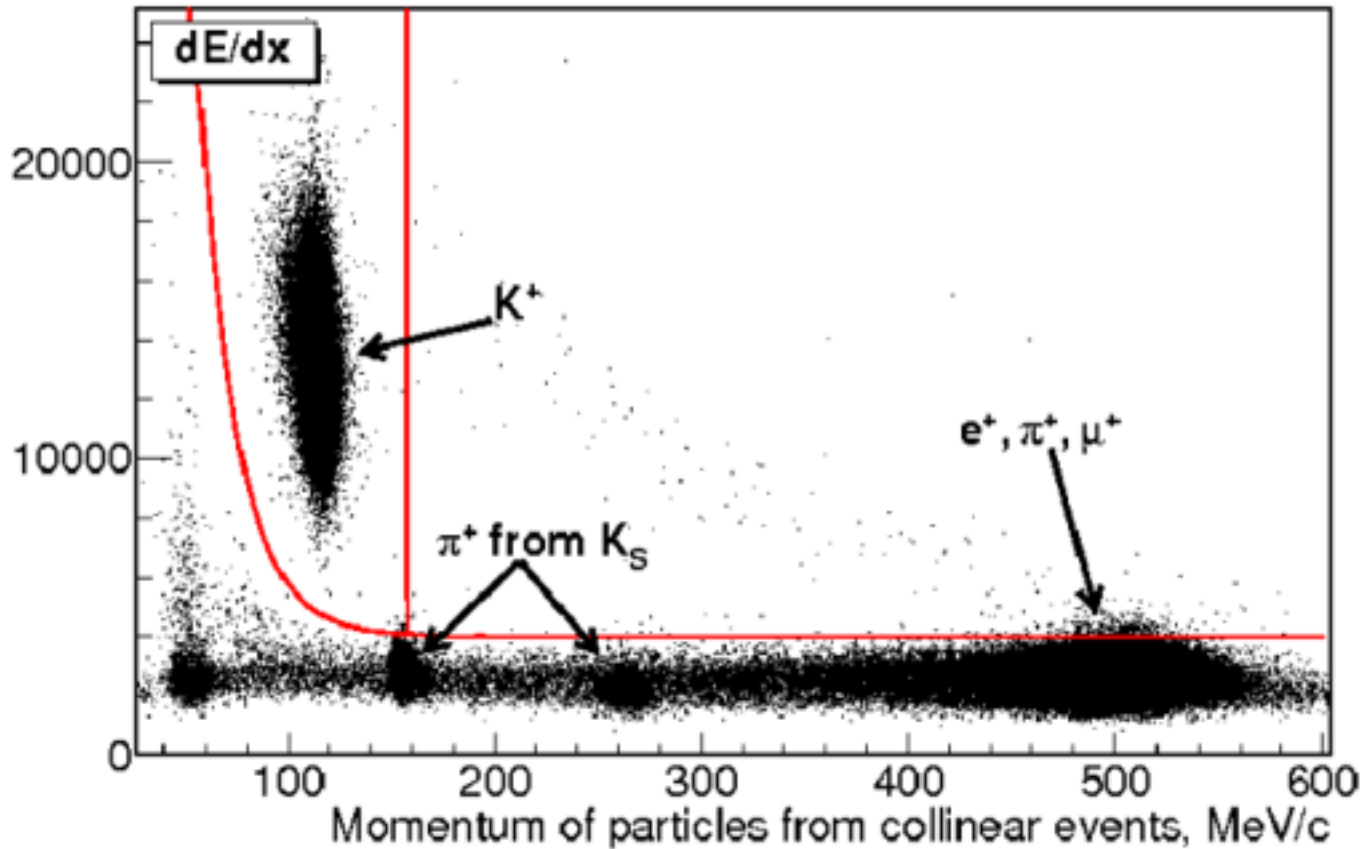
$$e^+e^- \rightarrow \pi^+\pi^-$$



Study of the process $e^+e^- \rightarrow K^+K^-$

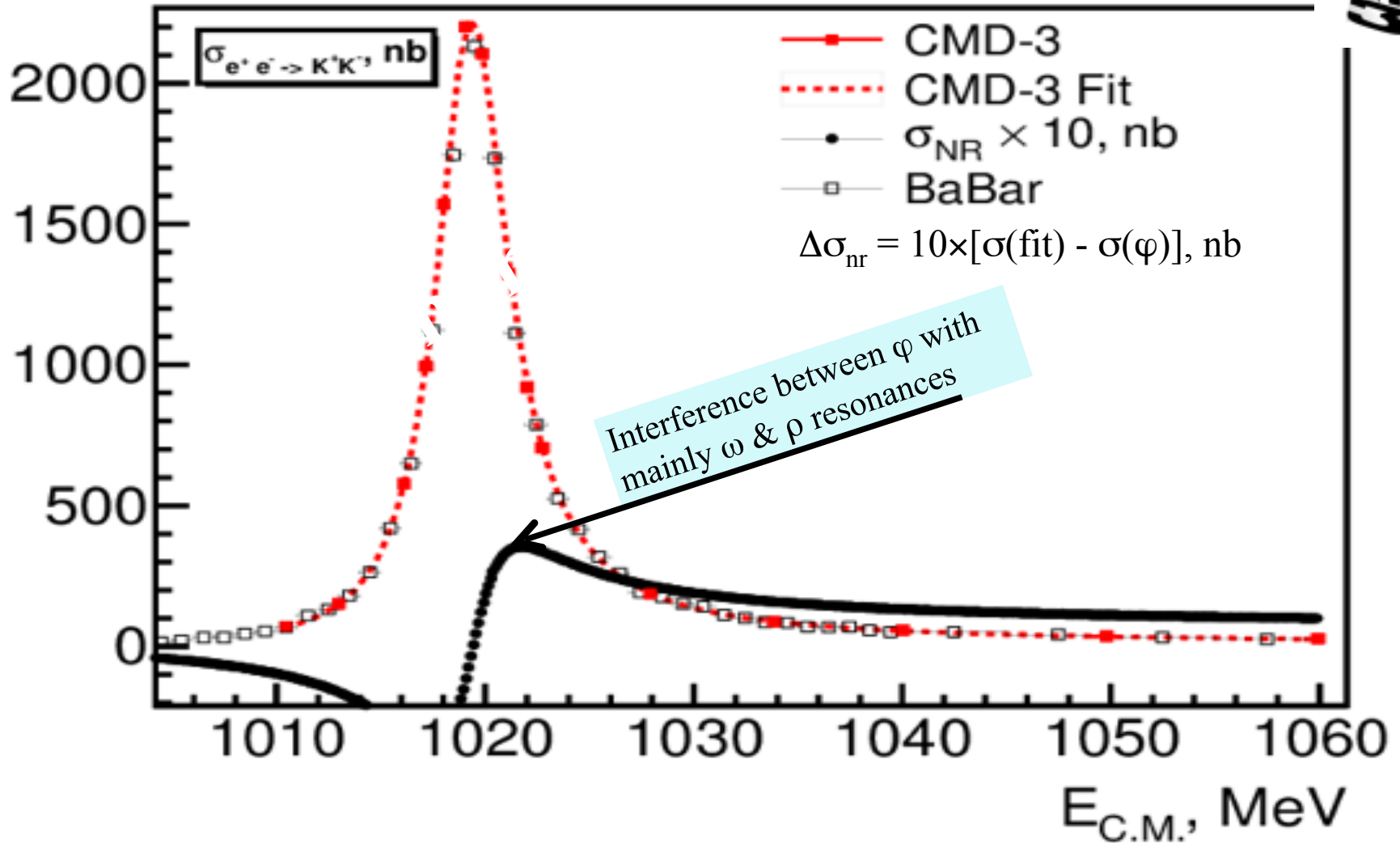


The process $e^+e^- \rightarrow K^+K^-$ has been studied at energies around ϕ meson mass. Selection is based on information about average energy losses dE/dx in DC and the average momentum of pair tracks



- In $E_{\text{cm}} = 1004 - 1060$ MeV:
- 25 energy points
- Luminosity integral 5.9 pb^{-1}

Study of the process $e^+e^- \rightarrow K^+K^-$

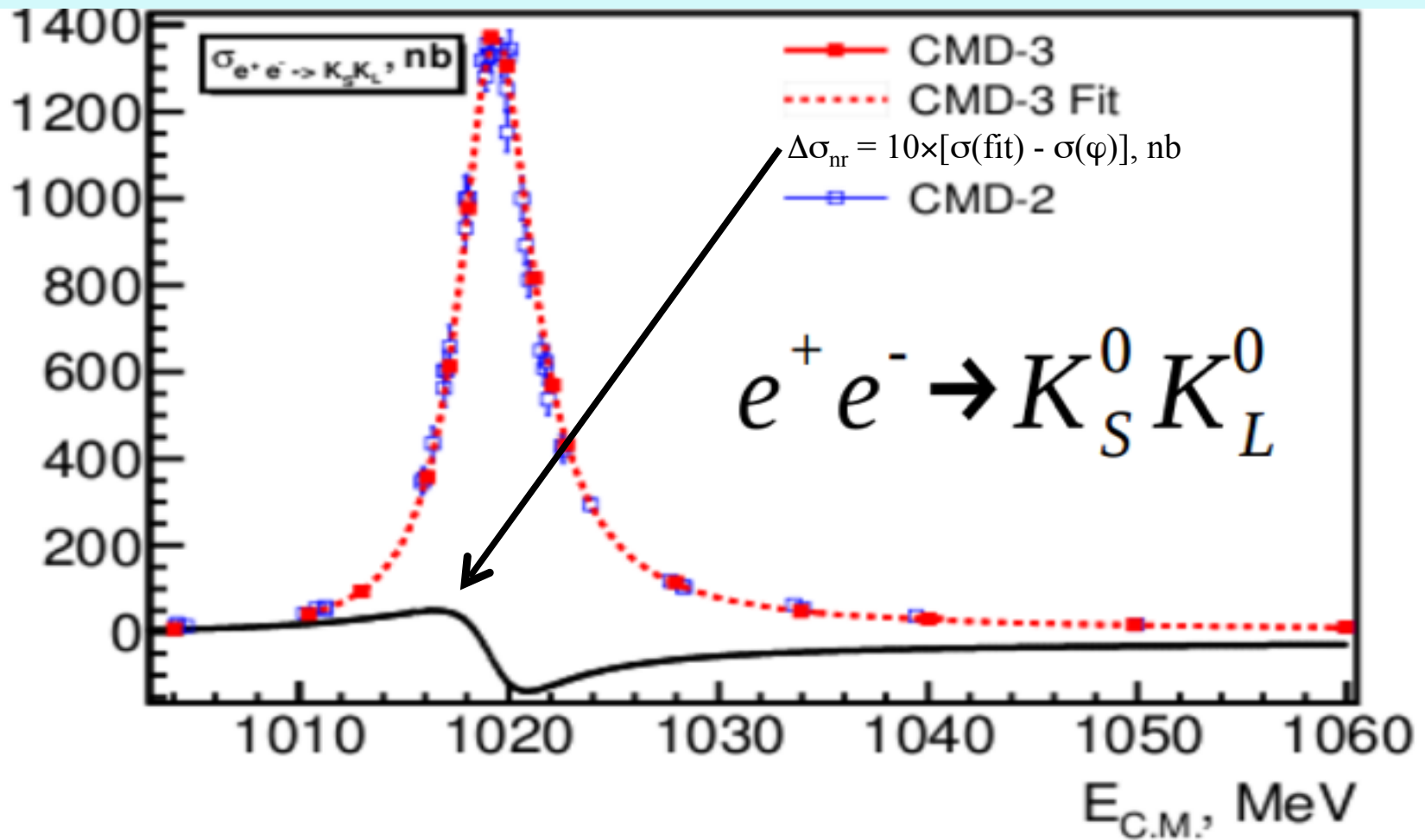


The measured cross section of the process $e^+e^- \rightarrow K^+K^-$ together with the results from CMD-2 and BaBar is shown near ϕ -meson mass energy. The systematic error is of about 2.5%

$$e^+e^- \rightarrow K_L K_S$$



This process is studied using decay $K_S \rightarrow \pi^+\pi^-$



In $E_{\text{cm}} = 1004 - 1060 \text{ MeV}$: 25 energy points. Collected luminosity $\sim 5.9 \text{ pb}^{-1}$
Systematic error is 2 – 3 %

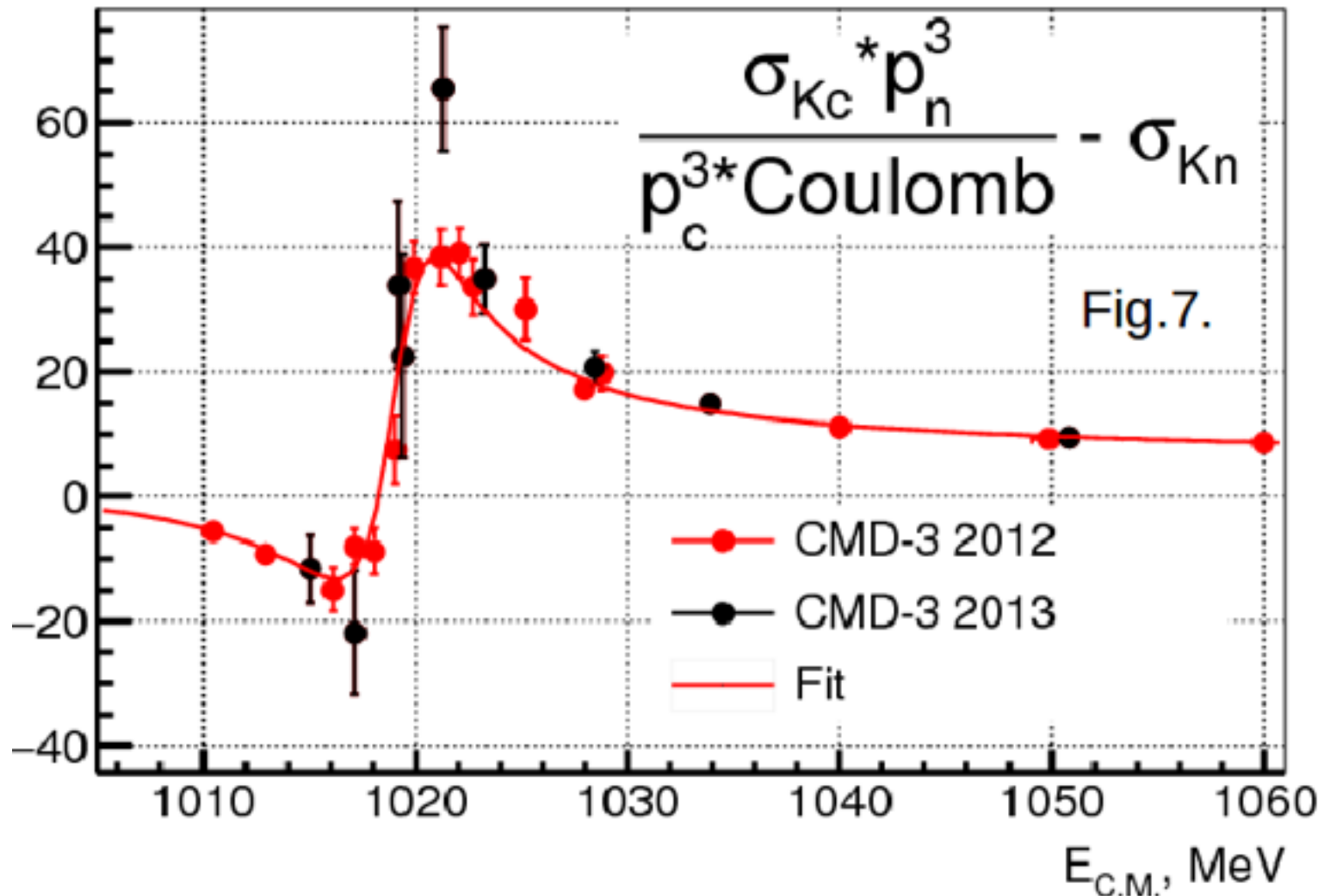
Presented to publish in *Phys. Lett. B*

The difference of charged and neutral cross-sections normalized to phase space difference as well as Coulomb interaction of charged kaons in final state.



$$\sigma(K^+K^-) \sim |A_{l=0}(\omega, \phi) + A_{l=1}(\rho)|^2$$

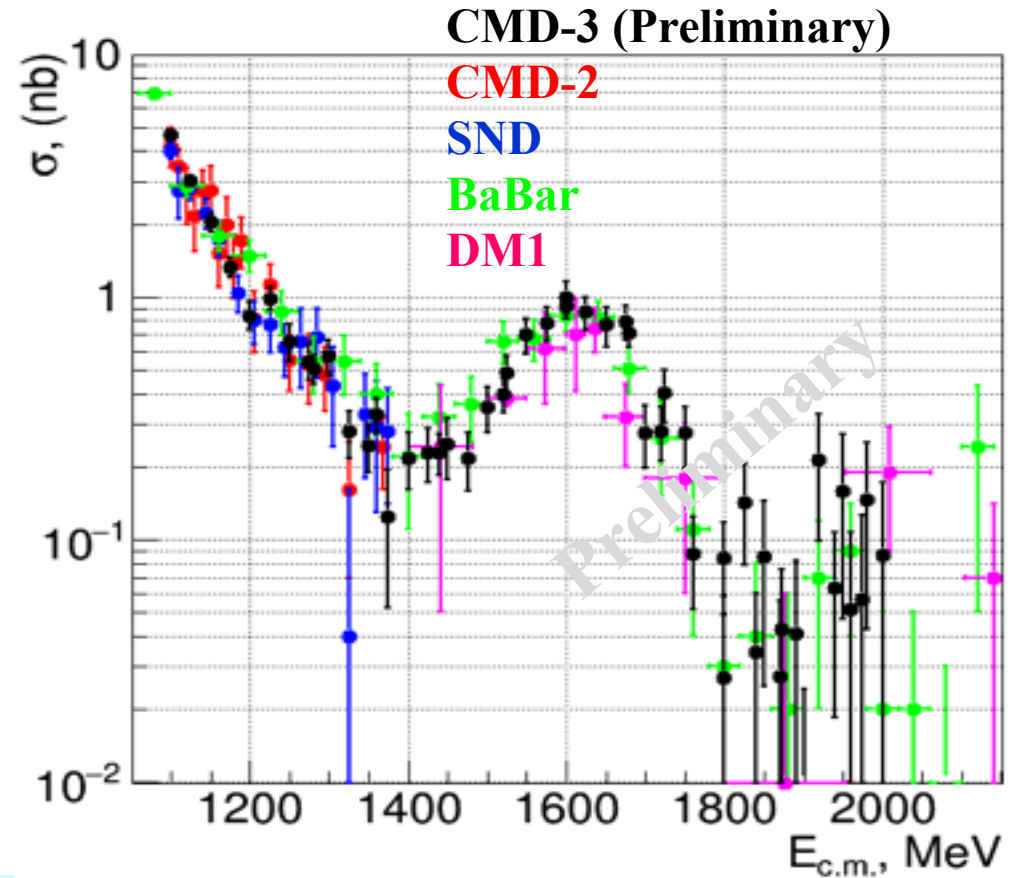
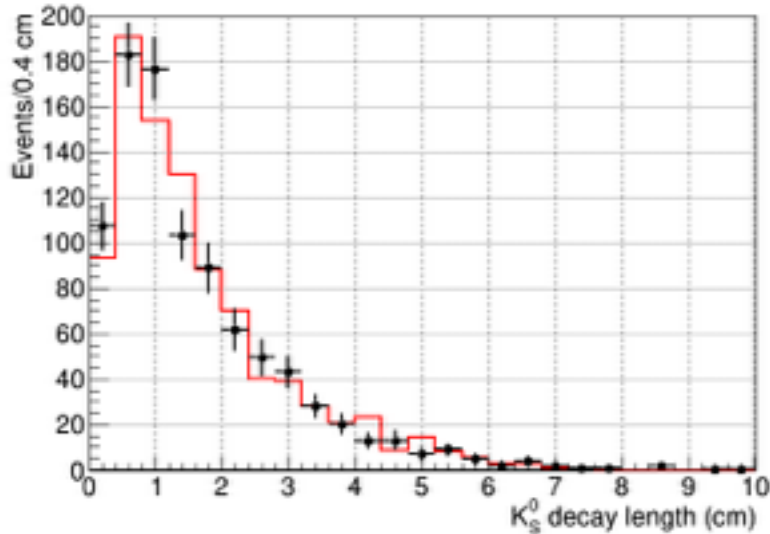
$$\sigma(K_S K_L) \sim |A_{l=0}(\omega, \phi) - A_{l=1}(\rho)|^2$$



$$e^+e^- \rightarrow K_L K_S$$



This process is studied using decay $K_S \rightarrow \pi^+\pi^-$



Good agreement with all previous results

In $E_{cm} = 1100 - 2000$ MeV: 54 energy points

Luminosity integral 32.1 pb^{-1}

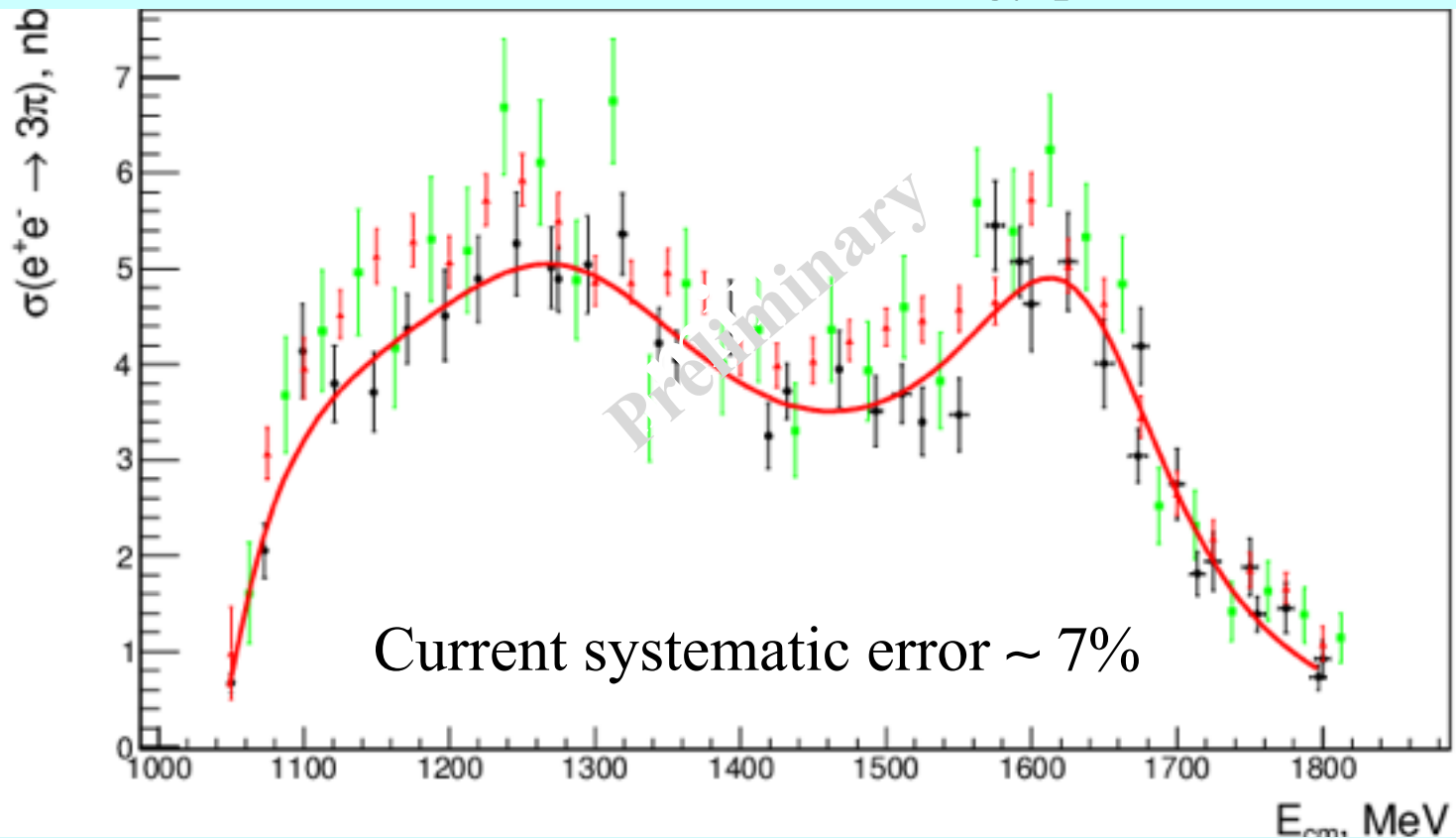
1889 events with fully reconstructed $K_S \rightarrow \pi^+\pi^-$

Cross section of the $e^+e^- \rightarrow \pi^+\pi^-\pi^0$



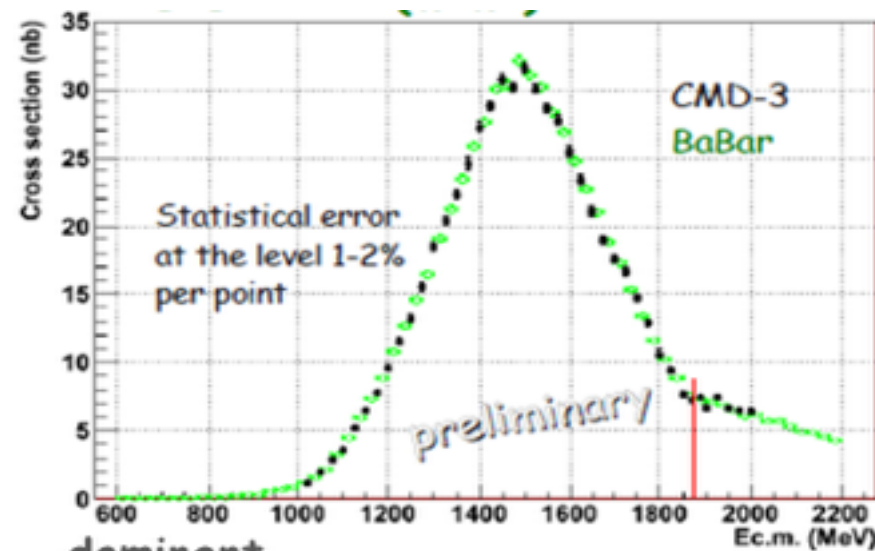
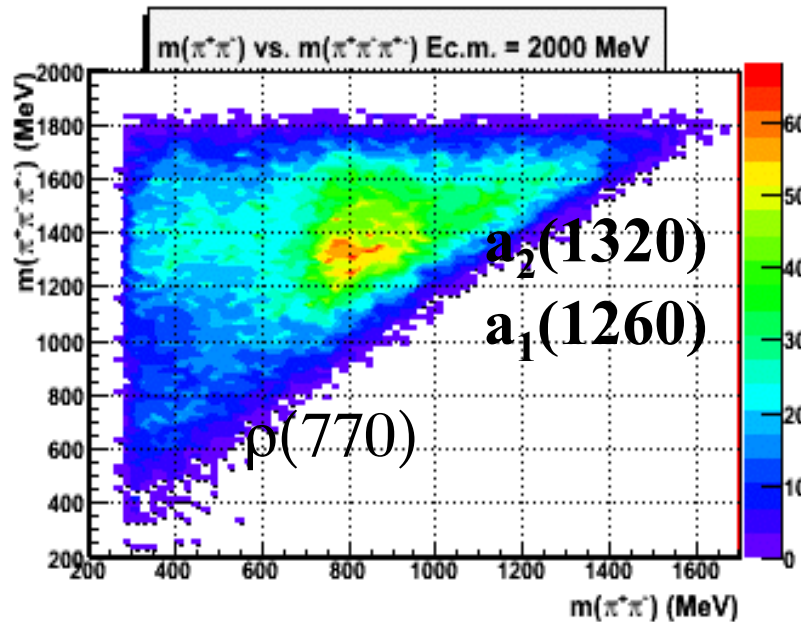
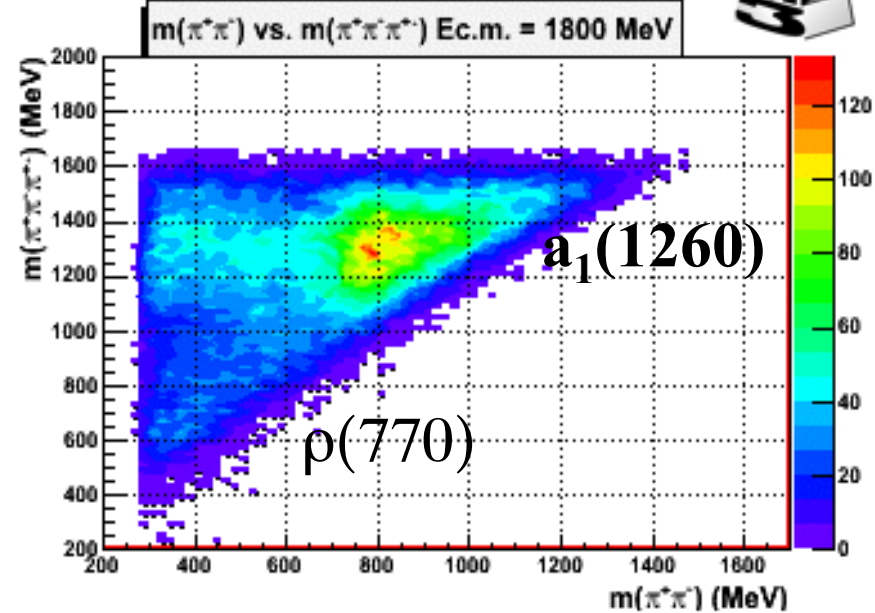
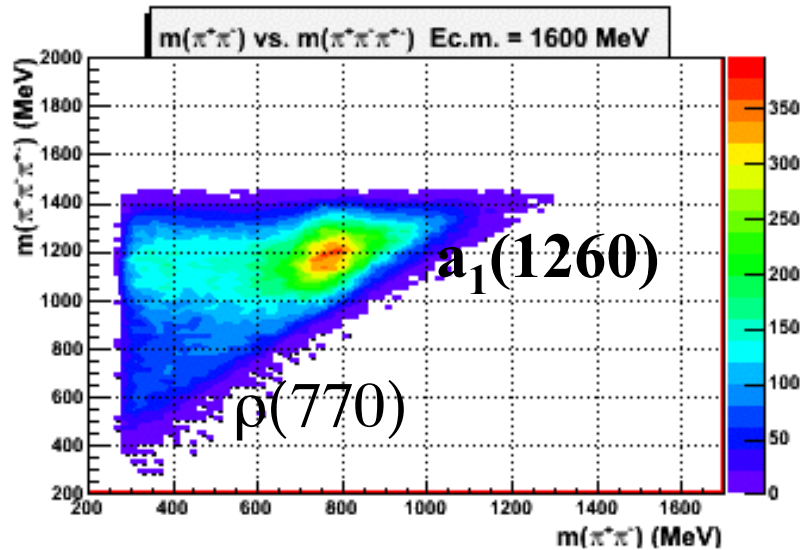
- Black points - CMD-3 data (run 2011 & 2012)
- Green points – BaBar data
- Red points – SND data

Analysis is based on integrated luminosity $\sim 30 \text{ pb}^{-1}$
Cross section was measured at 46 energy points



Red fit – sum of amplitudes: $\omega, \varphi, \omega', \omega''$

Dynamics of $e^+e^- \rightarrow 2\pi^+2\pi^-$ & cross section



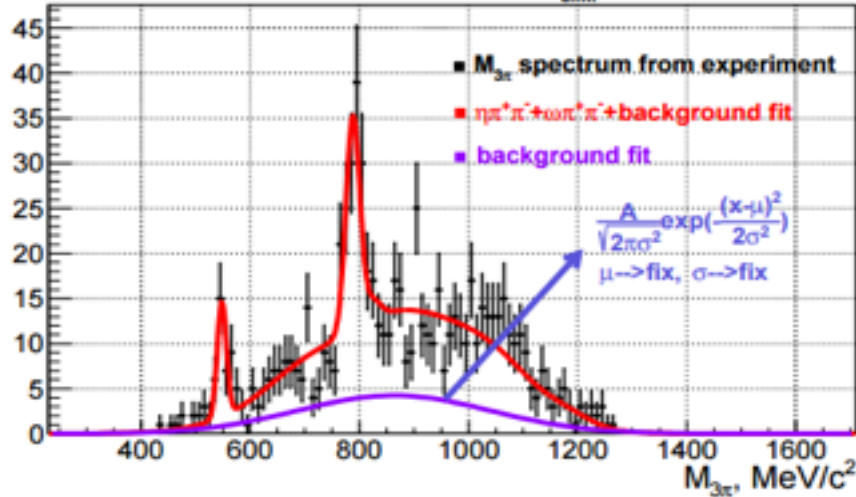
A ρ^0 is always present, $a_1(1260)\pi$ and $a_2(1320)\pi$ are significant

$e^+e^- \rightarrow 5\pi$

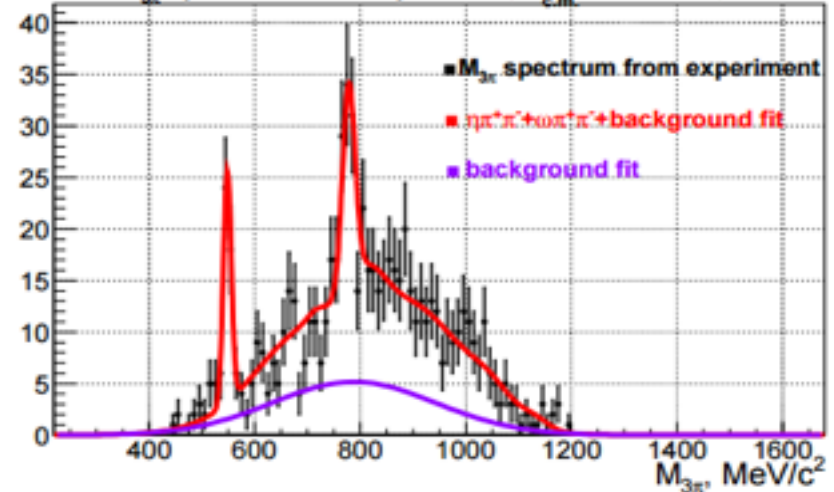


Study $2(\pi^+\pi^-)\pi^0$ final state in intermediate $\eta\pi\pi$ and $\omega\pi\pi$ production

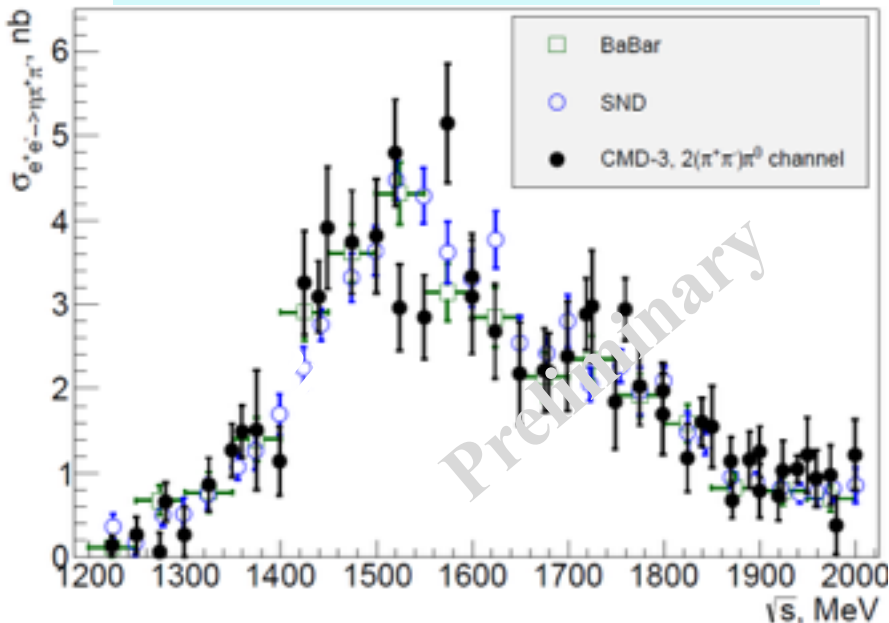
Fit for $M_{3\pi}$ spectrum from experiment, $E_{c.m.}=1600$ MeV, scan 2011



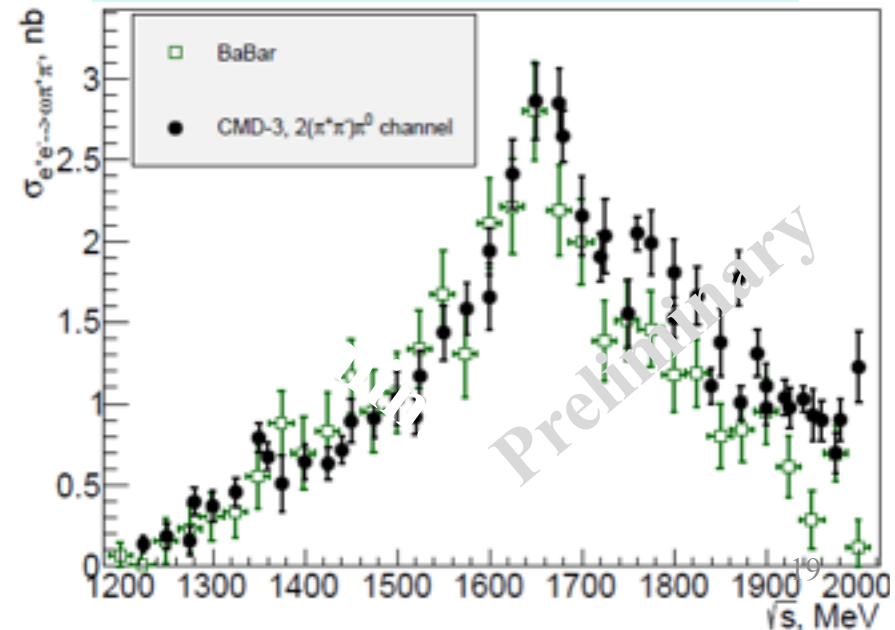
Fit for $M_{3\pi}$ spectrum from experiment, $E_{c.m.}=1500$ MeV, scan 2011



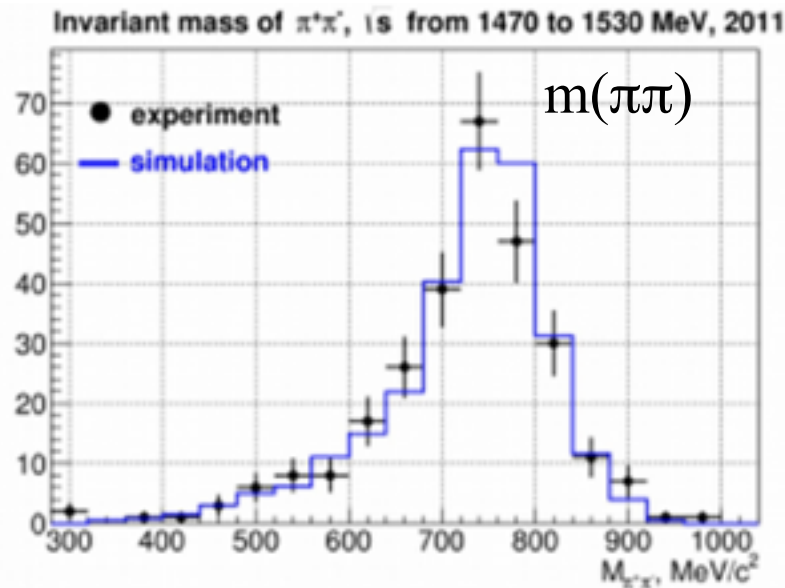
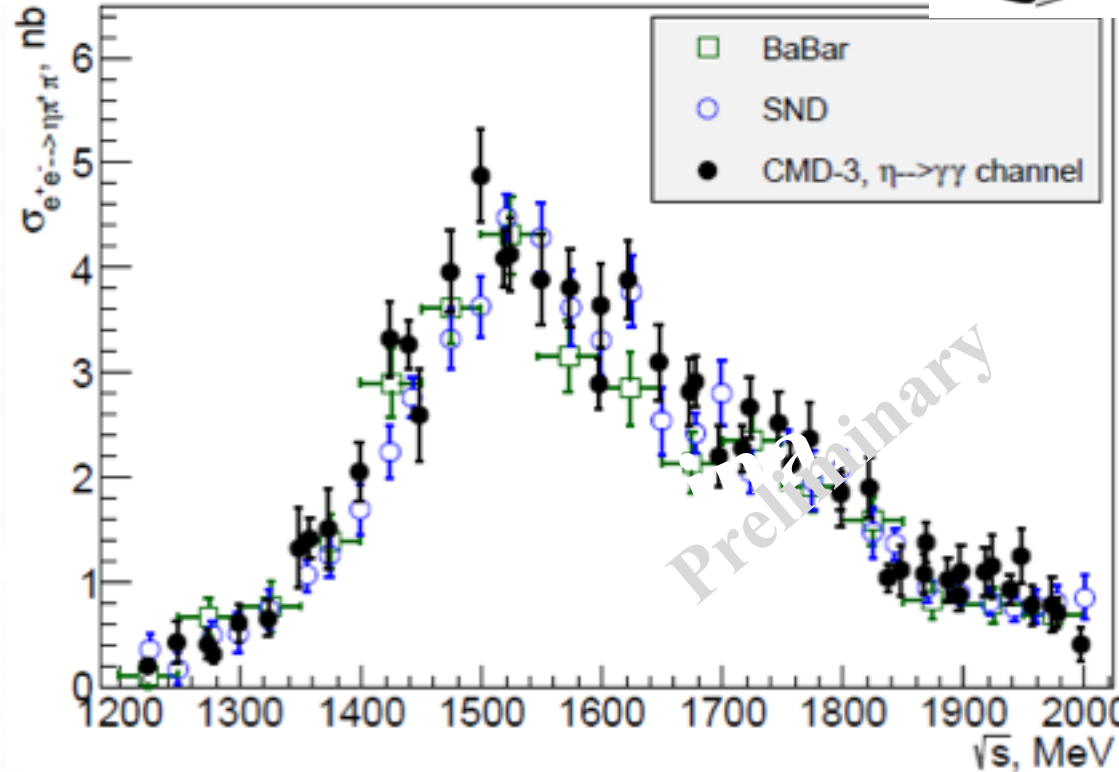
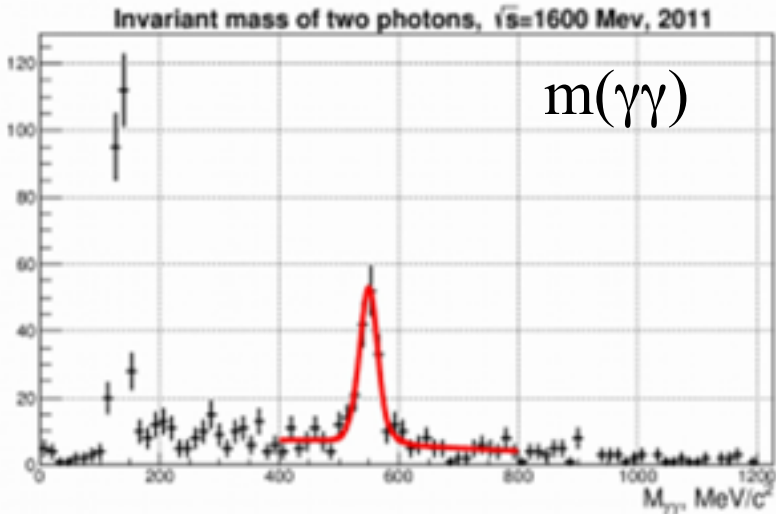
$e^+e^- \rightarrow \eta\pi^+\pi^- \rightarrow 2(\pi^+\pi^-)\pi^0$



$e^+e^- \rightarrow \omega\pi^+\pi^- \rightarrow 2(\pi^+\pi^-)\pi^0$



$$e^+e^- \rightarrow \eta\pi^+\pi^- (\eta \rightarrow \gamma\gamma)$$

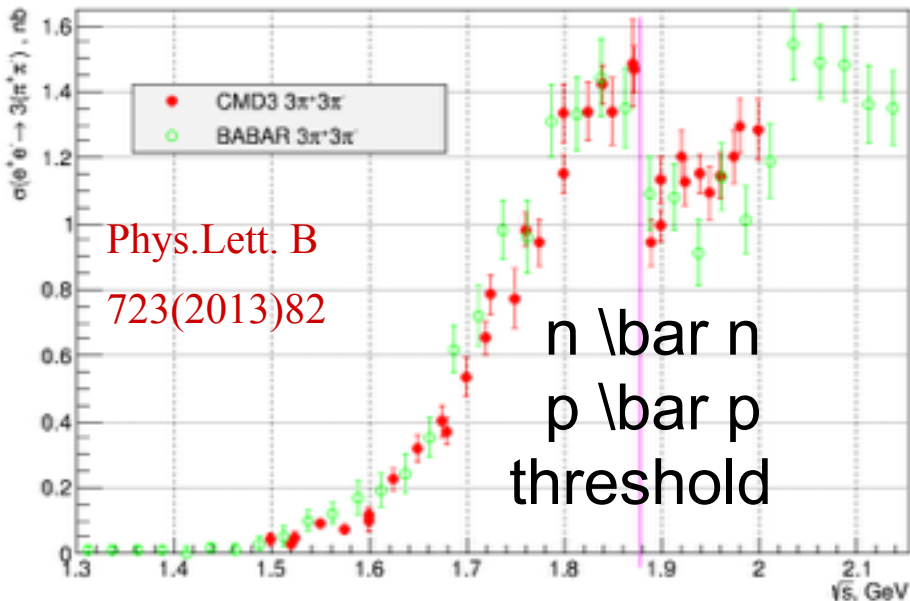


Cross sections are in agreement for both decay mode $\eta \rightarrow \pi^+\pi^-\pi^0$ and $\gamma\gamma$ $\eta\rho$ intermediate state dominates.

$e^+e^- \rightarrow 6\pi$



Phys.Lett. B723(2013)82

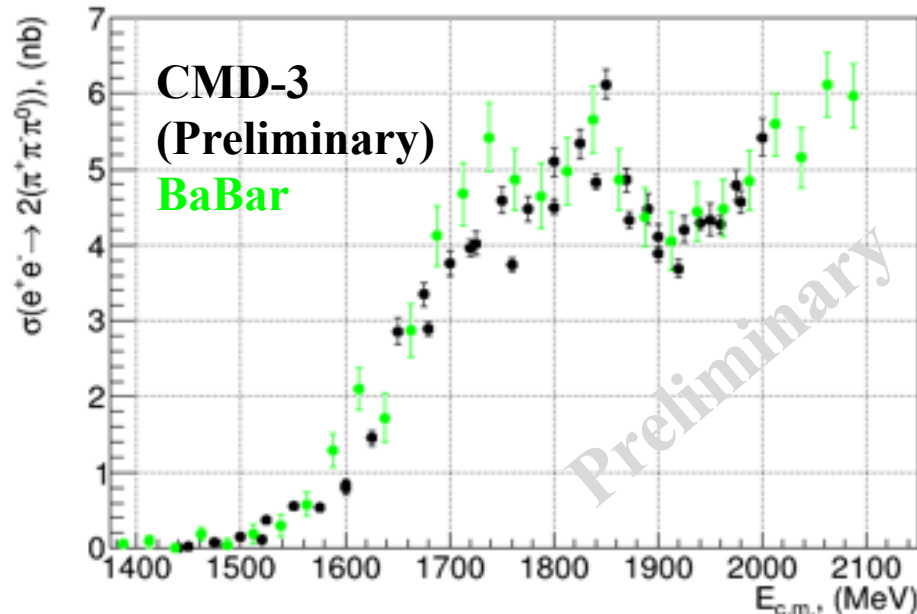


Phys.Lett. B
723(2013)82

$n \bar{n}$
 $p \bar{p}$
threshold

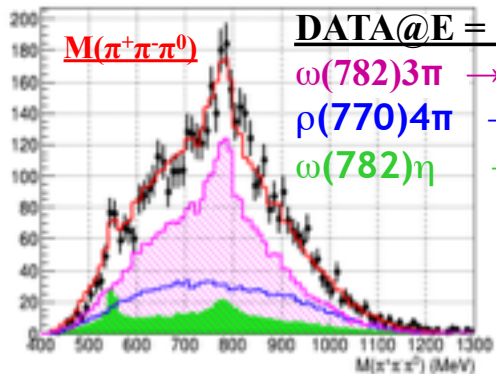
Systematic error is about 6%, main source is model dependence.

Preliminary studies of dynamics: Hint of energy dependent dynamics in 1.7-1.9 GeV energy range;



CMD-3
(Preliminary)
BaBar

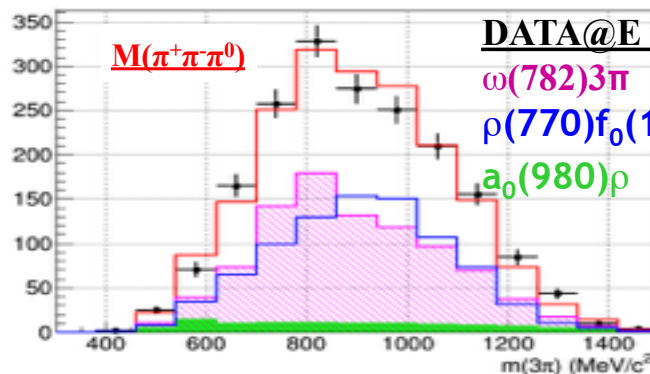
In $E_{cm} = 1450 - 2000$ MeV: 38 energy points,
Luminosity integral 23.8 pb^{-1} ,
10700 fully reconstructed events



$M(\pi^+\pi^-\pi^0)$

DATA@E = 1720 MeV

- $\omega(782)3\pi \rightarrow (61 \pm 6)\%$
- $\rho(770)4\pi \rightarrow (27 \pm 7)\%$
- $\omega(782)\eta \rightarrow (12 \pm 4)\%$

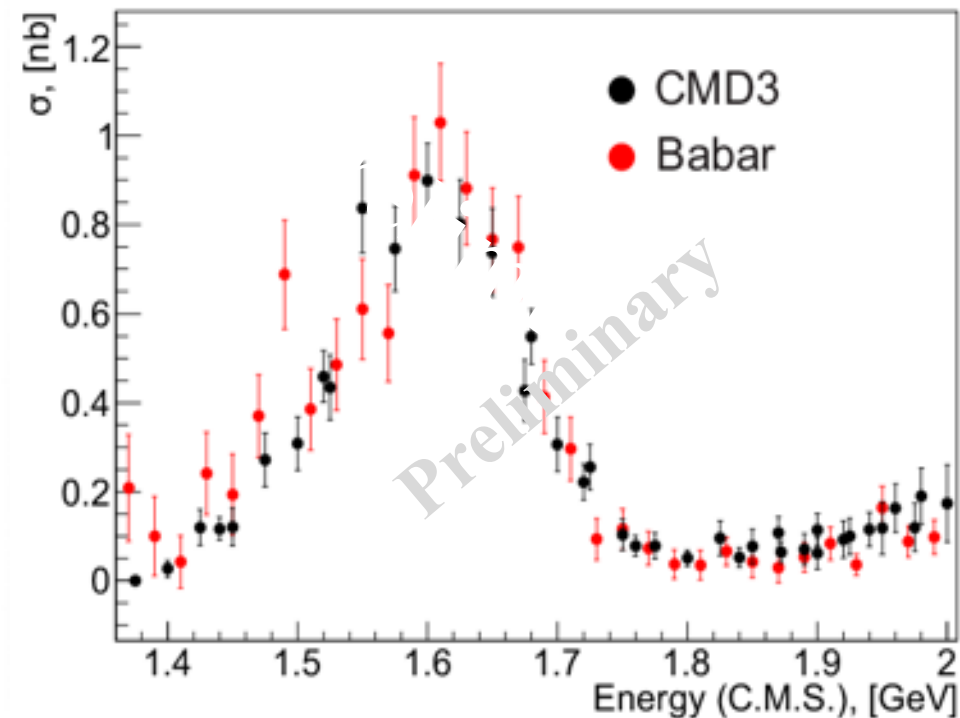


$M(\pi^+\pi^-\pi^0)$

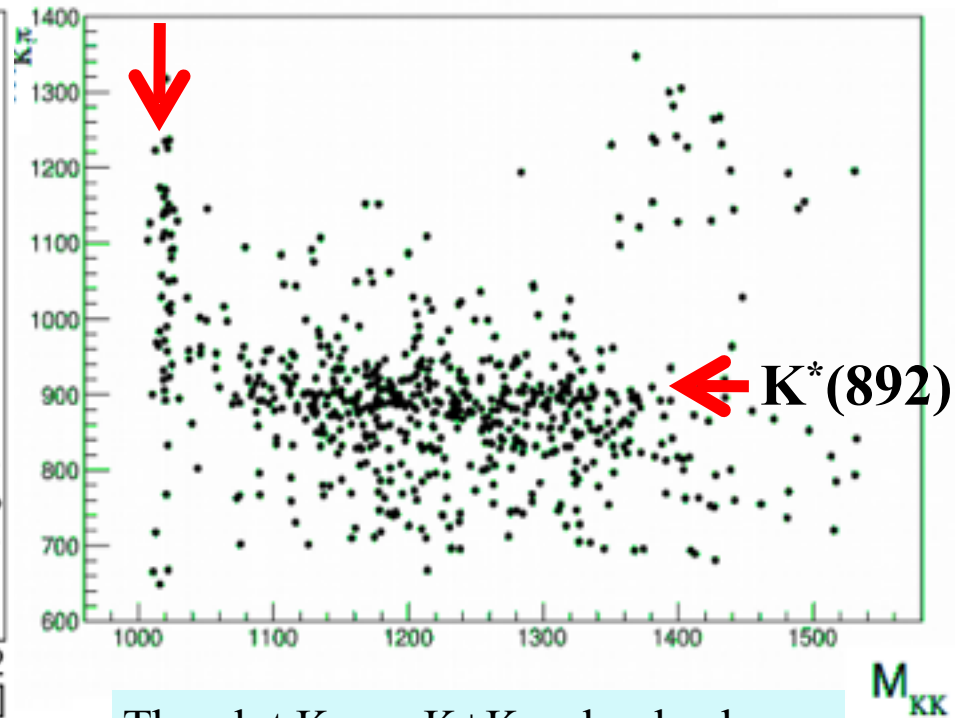
DATA@E = 2000 MeV

- $\omega(782)3\pi \rightarrow (49 \pm 11)\%$
- $\rho(770)f_0(1370) \rightarrow (46 \pm 13)\%$
- $a_0(980)\rho \rightarrow (5 \pm 2)\%$

$$e^+e^- \rightarrow K^+K^-\pi^0$$

$$\phi(1020)$$


Cross section, very preliminary

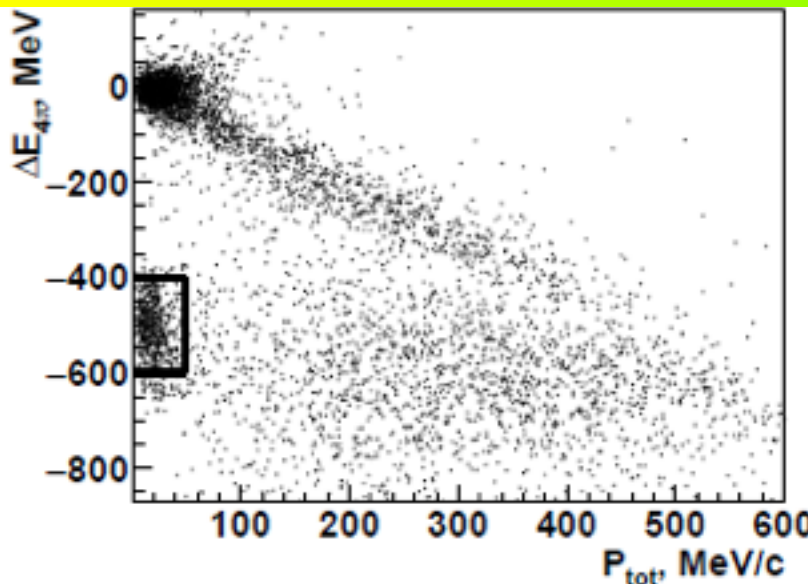


The plot $K\pi$ vs $K+K^-$ clearly shows the $\phi\pi^0$ and $K^*(892)K$ mechanism

- Analysis is based on the integrated luminosity 34 pb^{-1}
- It is consistent with BaBar but more precise
- Number of selected signal events was found to be 940 ± 57 .
- The main physical background comes from the processes: $e^+e^- \rightarrow K^+K^-\pi^0\pi^0$, $\pi^+\pi^-\pi^0$

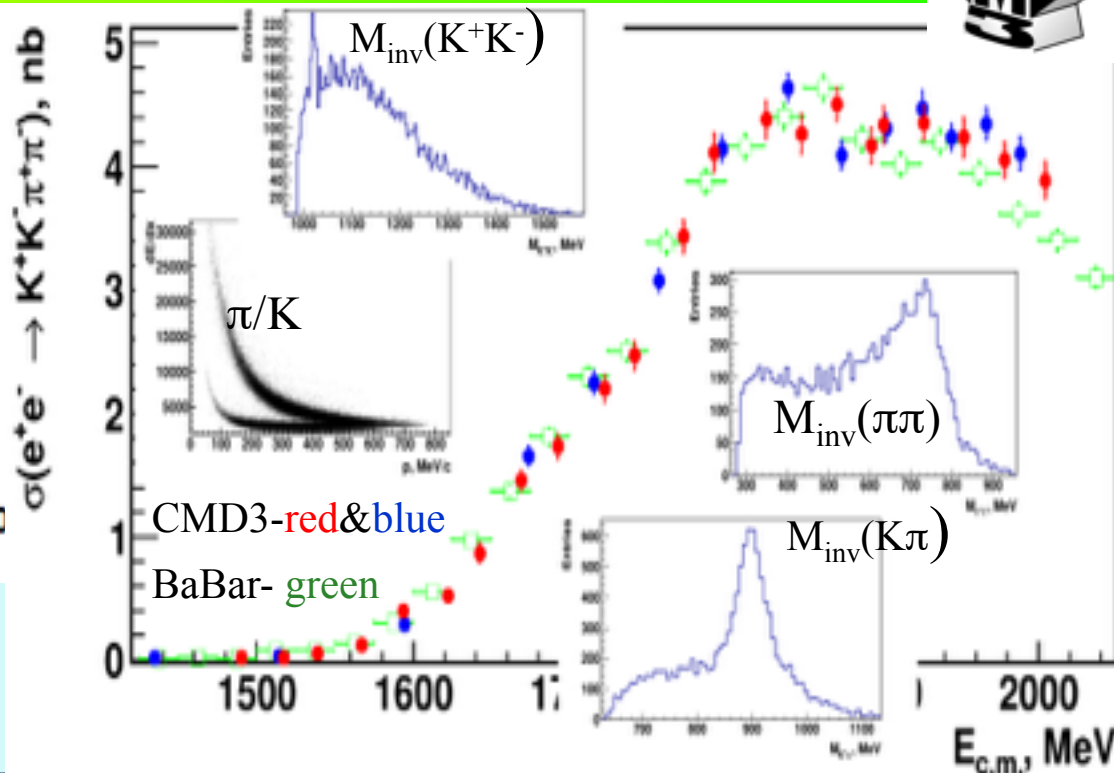
- Two intermediate states are clearly seen: $\phi\pi^0$ and $K^*(892)K$ mechanism
- Detection efficiency according to SIM was around $12\% \div 18\%$ with energy
- The current systematic uncertainty we estimated as 10%

$e^+e^- \rightarrow K^+K^-\pi^+\pi^-$



$$\Delta E = E_{\pi^+} + E_{\pi^-} + E_{\pi^+} + E_{\pi^-} - 2E_{\text{beam}}$$

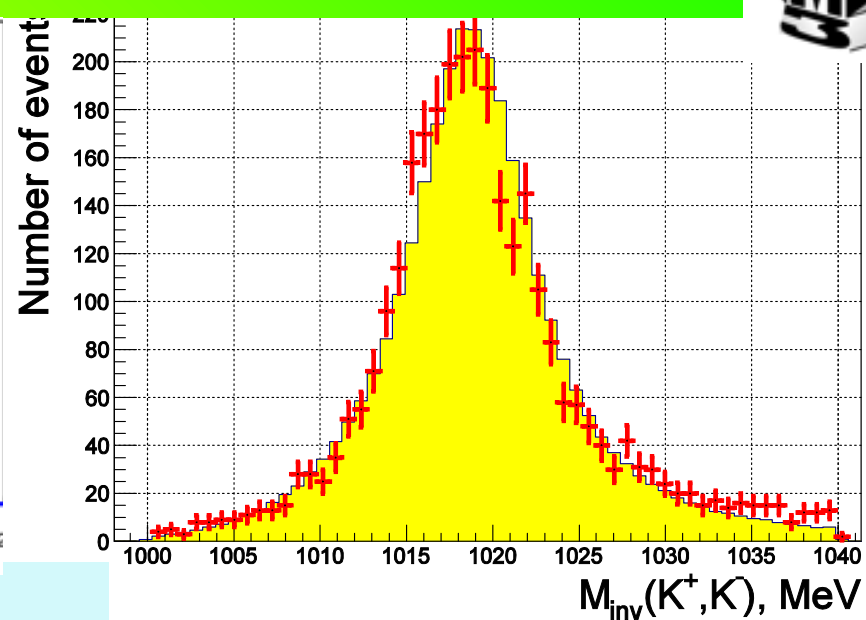
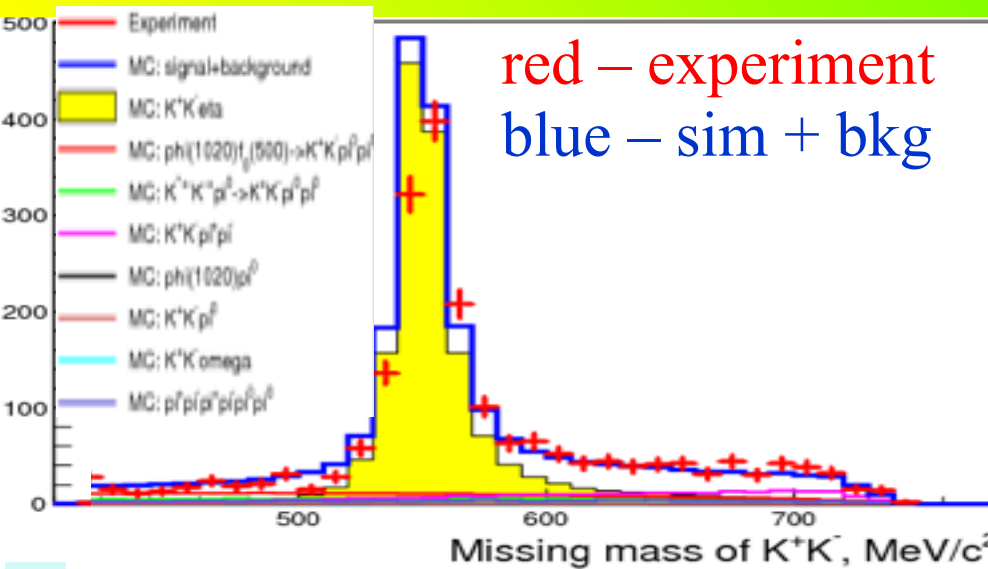
$$P_{\text{tot}} = |\mathbf{P}_1 + \mathbf{P}_2 + \mathbf{P}_3 + \mathbf{P}_4|$$



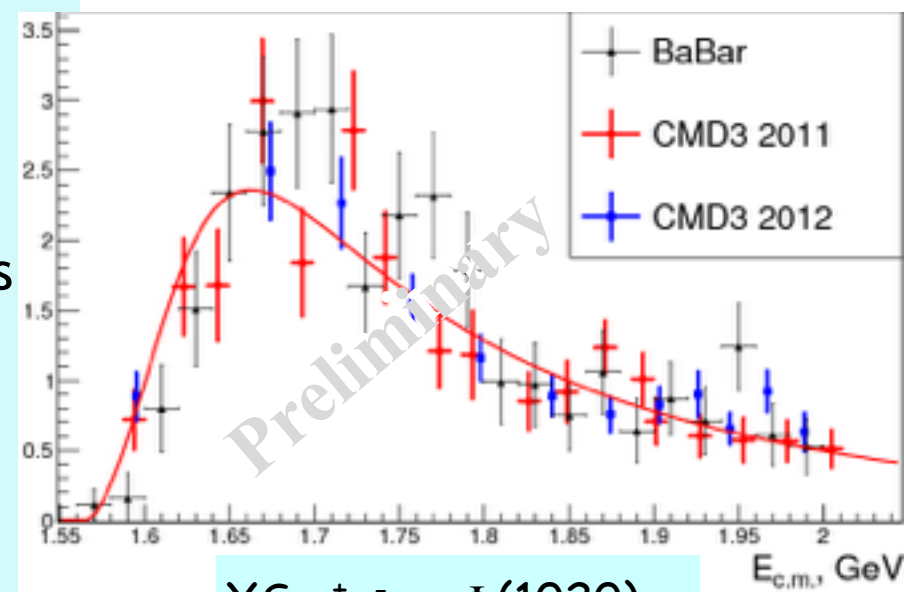
- CMD-3 studies uses 22 pb^{-1} between 1.5 and 2 GeV, more than 20000 events with 3 and 4 tracks were selected for analysis;
- Ionisation losses in DC dE/dx provide good K/π separation;
- Analysis of $\pi^+\pi^-$, $K^\pm\pi^\mp$, K^+K^- inv. Masses clear shows signals from ρ^0 , $K^{*0}(892)$ and $\varphi(1020)$;
- Many different mechanisms seen: $K_1(1270)K \rightarrow K\rho K$, $K^*(892)K\pi$,
 $K_1(1400)K \rightarrow K^*(892)\pi K$, $\varphi\pi^+\pi^-$.

Recently published in Phys.Lett. B756 (2016)153-160

$e^+e^- \rightarrow \Phi\eta \rightarrow K^+K^-\eta$

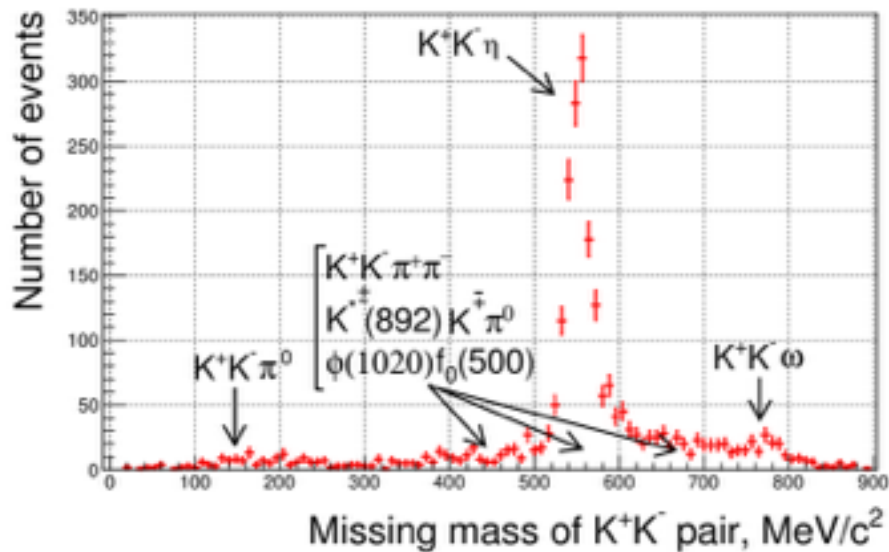


- A data sample of 22 pb^{-1} collected in 2011-2012 is used to study $e^+e^- \rightarrow K^+K^-\eta$
- XS was measured at 23 energy points between 1.57 - 2.0 GeV
- Analysis: the dominant $\varphi\eta$ signal, studies of nonresonant $K^+K^-\eta$ needed
- Background with numerous physical components is seen
- The data sample includes 1268 ± 43 signal events

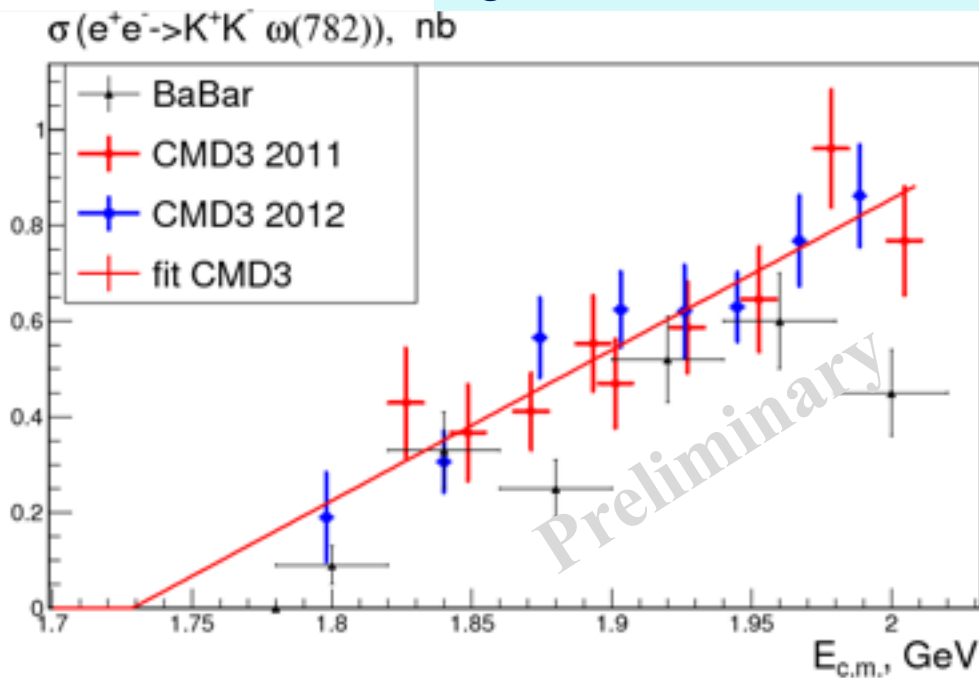


XS $e^+e^- \rightarrow \Phi(1020)\eta$

$e^+e^- \rightarrow K^+K^-\omega$



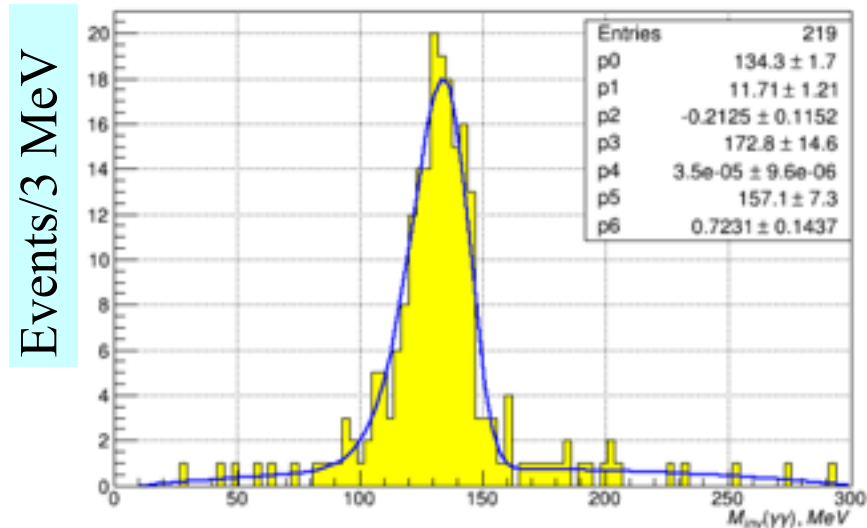
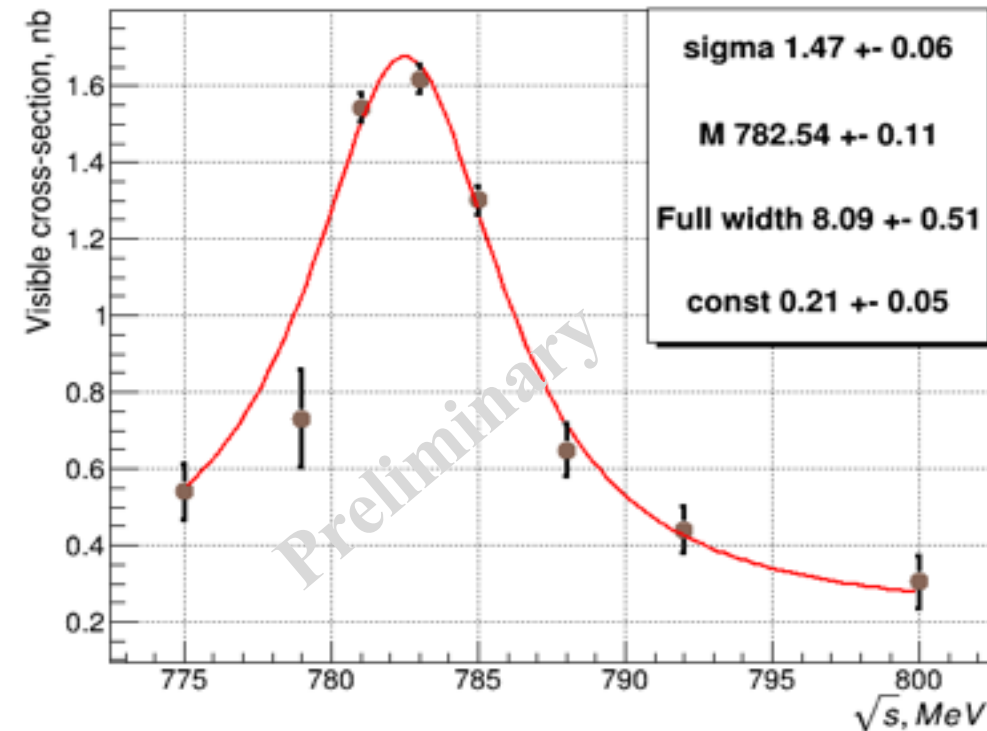
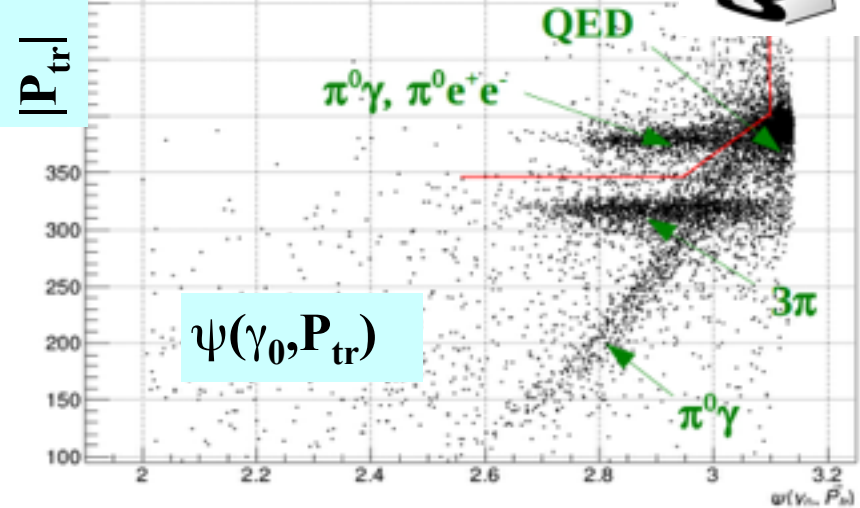
- > A data sample of 12 pb^{-1} collected in 2011-2012 is used to study $e^+e^- \rightarrow K^+K^-\omega$;
- > Selected number of signal events 899 ± 37
- > XS was measured at 16 energy points between 1.84 - 2.0 GeV
- > Analysis emphasizes the dominant $K^+K^-\omega$ signal, studies of nonresonant $K^+K^-\omega$ needed



$$e^+e^- \rightarrow \omega \rightarrow \pi^0 e^+e^-$$



The total momentum of charged particles $|\mathbf{P}_{tr}|$ vs angle between the most energetic photon direction. Red line presents the selection criteria (right plot). About 1383 signal events were selected.

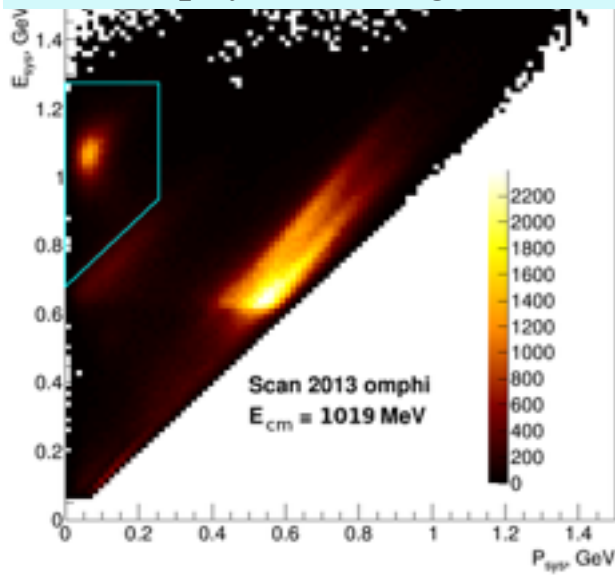


The analysis is still in progress. Our statistics is enough to decrease statistical error twice with respect to the previous CMD-2 result: $\text{Br}(\omega \rightarrow \pi^0 e^+e^-) = (8.8 \pm 0.35) \cdot 10^{-4}$. Additionally with better detector performance we hope to reach the most precise result also for the $\eta e e$ channel.

$e^+e^- \rightarrow \pi^0\gamma, \eta\gamma \rightarrow 3\gamma$



- Processes are under study in CMS energy range 750-1030 MeV. Data were collected in 2013
- Main physics background is two gamma annihilation with one radiated photon

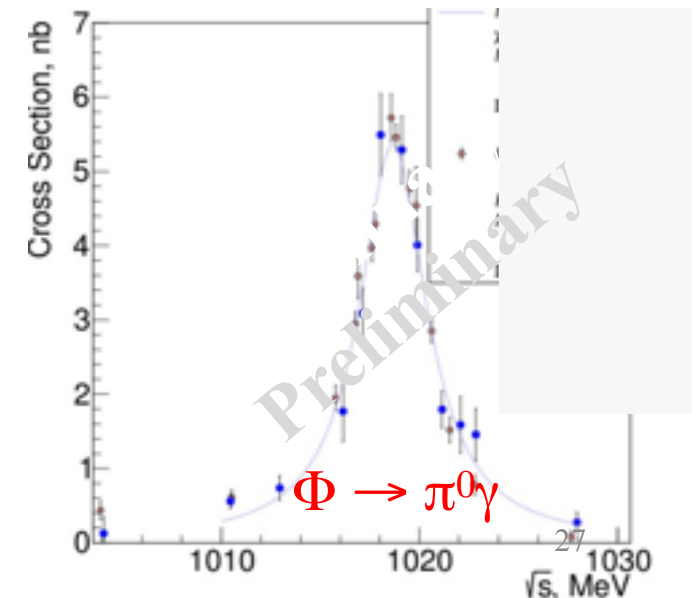
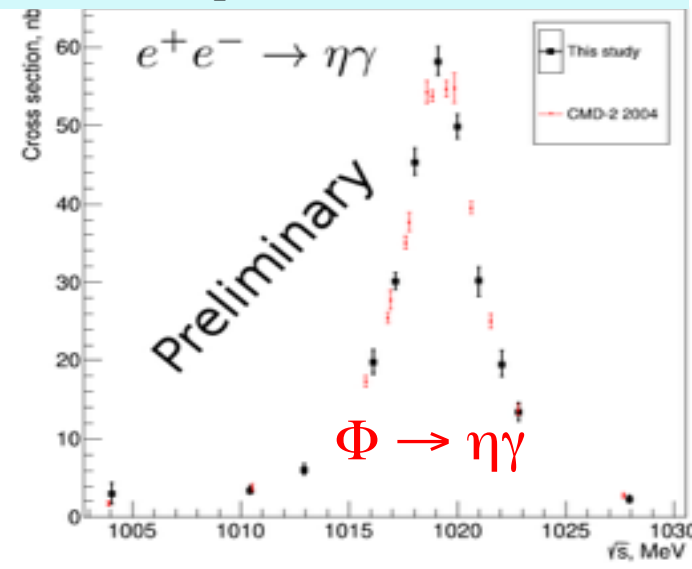
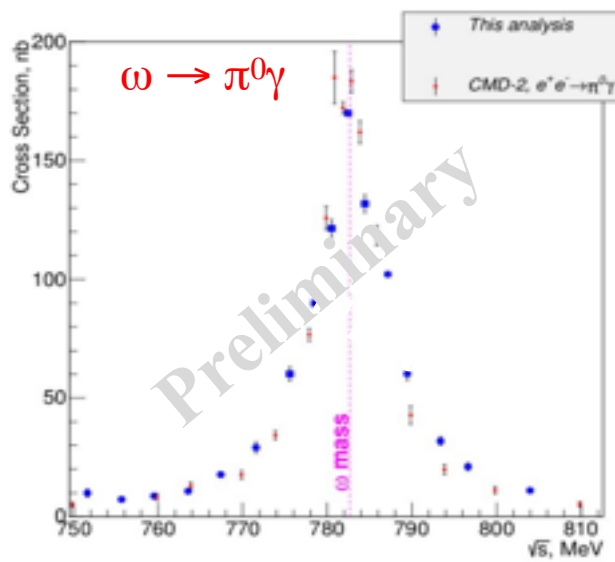


$E_{syst} = (E_{\gamma_1} + E_{\gamma_2} + E_{\gamma_3}) / 2E_{beam} \sim 0$
 $P_{syst} = |\vec{p}_1 + \vec{p}_2 + \vec{p}_3| \sim 0$

Kinematic reconstruction is applied to all events with three photons

Common initial points of photon production was assumed

The combination of three photons with a minimal χ^2 value is used in analysis



Preliminary

Preliminary

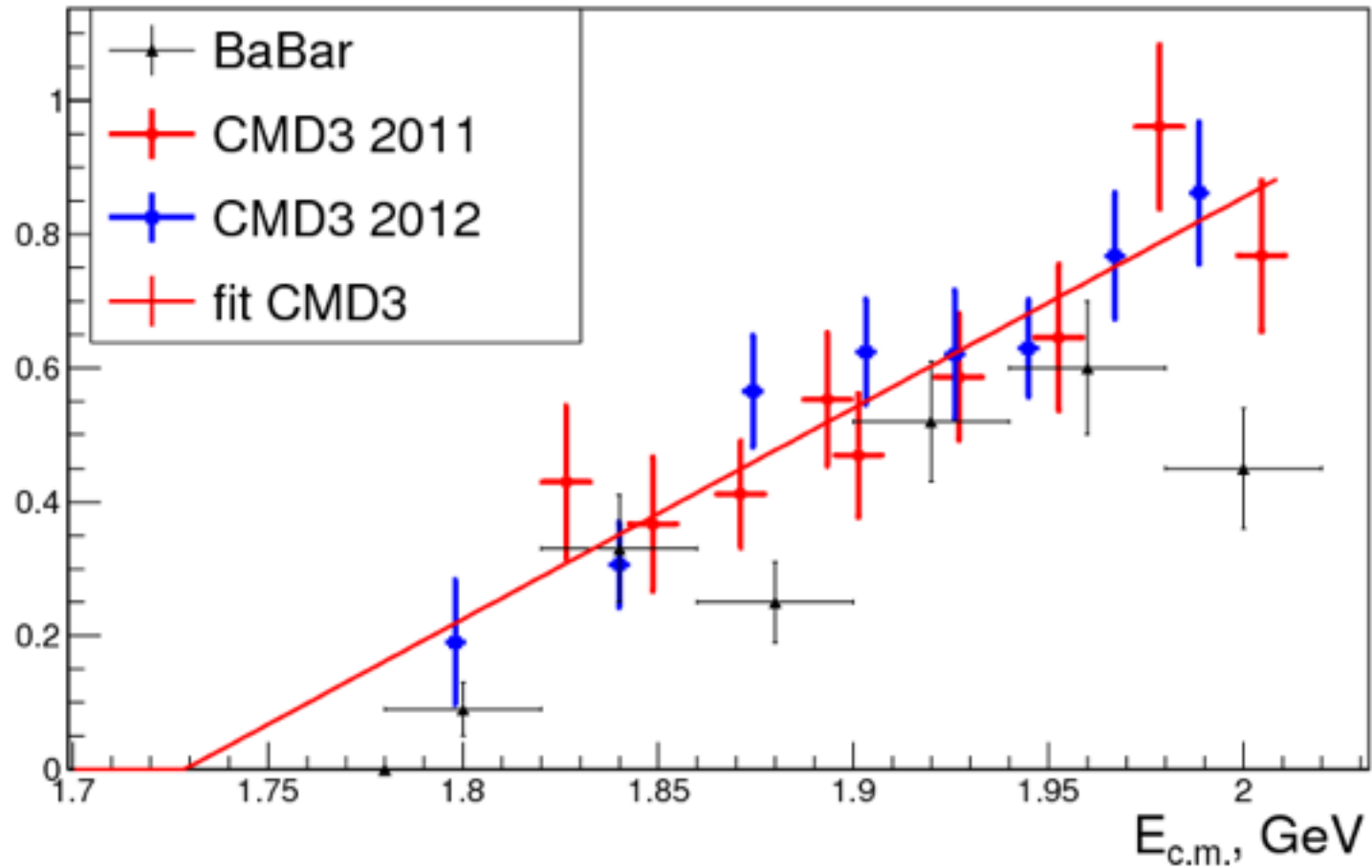
Summary and nearest perspectives



- VEPP-2000 successfully operated at $\sqrt{s} = 2m_{\pi} - 2 \text{ GeV}$ with $L_{\text{max}} = 2 \times 10^{31} \text{ cm}^{-2}\text{s}^{-1}$ and collected about 60 pb^{-1} per detector.
- CMD-3 detector has good enough performance and monitoring of different detector subsystems.
- Cross sections measured have the same or better statistical precision with respect to previous CMD-2 experiments.
- CMD-3 results will provide high accuracy, compatible or better than ISR measurements, the tentative goals are 0.3% (0.5%) for $\pi^+\pi^-$ and $\sim 3\%$ for multibody modes.
- VEPP-2000 upgrade is underway with new positron injection facility, which will increase luminosity at least by factor of 10.
- We start analysis of the multihadron processes with Ks in final states: $K_S K^{0*} \rightarrow K_S K^{\pm}\pi^{\mp}$, $K^{*\pm}K^{\mp} \rightarrow K_S \pi^{\pm}K^{\mp}$, $K^{*\pm}K^{*\mp} \rightarrow K_S \pi^{\pm}K^{\mp}\pi^0$ and so on
- Various studies of transition form factors are in progress: $e^+e^- \rightarrow \pi^0\gamma, \eta\gamma, \pi^0e^+e^-, \eta e^+e^-$.
- We plan to get data with integrated luminosity of about $1\text{-}2 \text{ fb}^{-1}$ in 5 - 10 years, which should provide new precise results on multihadron production.
- Upgrade of the new positron injection facility completed
- We are waiting for minute of the new luminosity



$\sigma(e^+e^- \rightarrow K^+K^- \omega(782))$, nb



Motivation

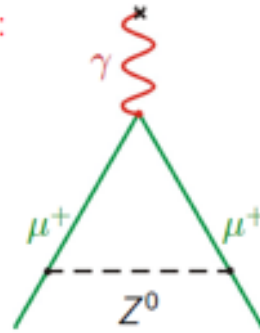


$$a_{\mu}^{\text{theory(SM)}} = a_{\mu}^{\text{QED}} + a_{\mu}^{\text{weak}} + a_{\mu}^{\text{had}}$$

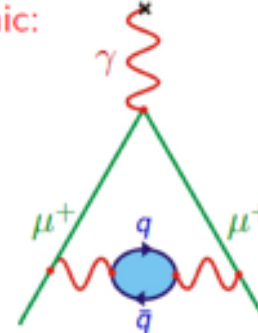
QED:



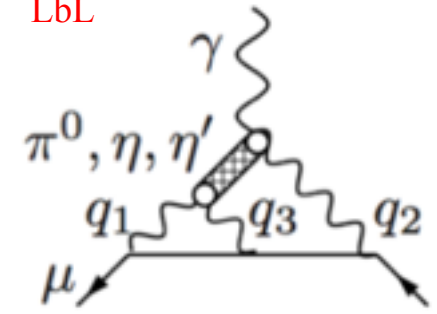
weak:



hadronic:



LbL



Source	Value (10^{-10})	Uncertainty (10^{-10})
QED	11 658 471.895	0.008
Weak	15.4	0.2
Hadronic	693.0	4.9
BNL E821	11 659 208.9	6.4
BNL – SM Theory	28.7	8.0

$$a_{\mu}^{\text{EXP}} - a_{\mu}^{\text{SM}} = 3.6\sigma$$

M. Davier et al.,
EPJC71(2011)1515

$$a_{\mu}^{\text{had}} = \frac{\alpha^2}{3 \cdot \pi^2} \int_{4m_{\pi}^2}^{\infty} ds \cdot \frac{K(s)}{s} \cdot R(s)$$

Major contribution to $(g-2)/2$ coming from VEPP-2000 energy range gives 92% and determine