



Constraints on atmospheric charmed-meson production from IceCube

Tomasz Palczewski

University of California, Berkeley / LBNL

IceCube's detection of ultra-high energy neutrino events heralds the beginning of neutrino astronomy. At very-high energies (100 TeV - 1 PeV), the dominant background to the astrophysical signal is the flux of prompt neutrinos, coming from the semi-leptonic decay of charmed mesons produced by cosmic ray collisions in the atmosphere



Outline

- Introduction
- IceCube detector and detection principle
- Astrophysical Neutrinos
- Flux of prompt neutrinos as a background to the astrophysical neutrinos
- Summary



Introduction



Astrophysical Neutrinos

To first order, the energy spectrum of **astrophysical neutrinos** follows that of the cosmic rays at their acceleration sites.

If **Fermi shock acceleration** is the responsible mechanism, **a power law spectrum $E^{-\gamma}$ with $\gamma \approx 2$ is expected [1]**

The majority of the astrophysical neutrinos are expected to come from the decay of pions created in cosmic-ray interactions, therefore **$\nu_e : \nu_\mu : \nu_\tau = 1:2:0$ flavor composition at the production site** is predicted.

Due to **long-baseline neutrino oscillations**, the flavor composition at Earth should be in approximation equal to **$\nu_e : \nu_\mu : \nu_\tau = 1:1:1$**

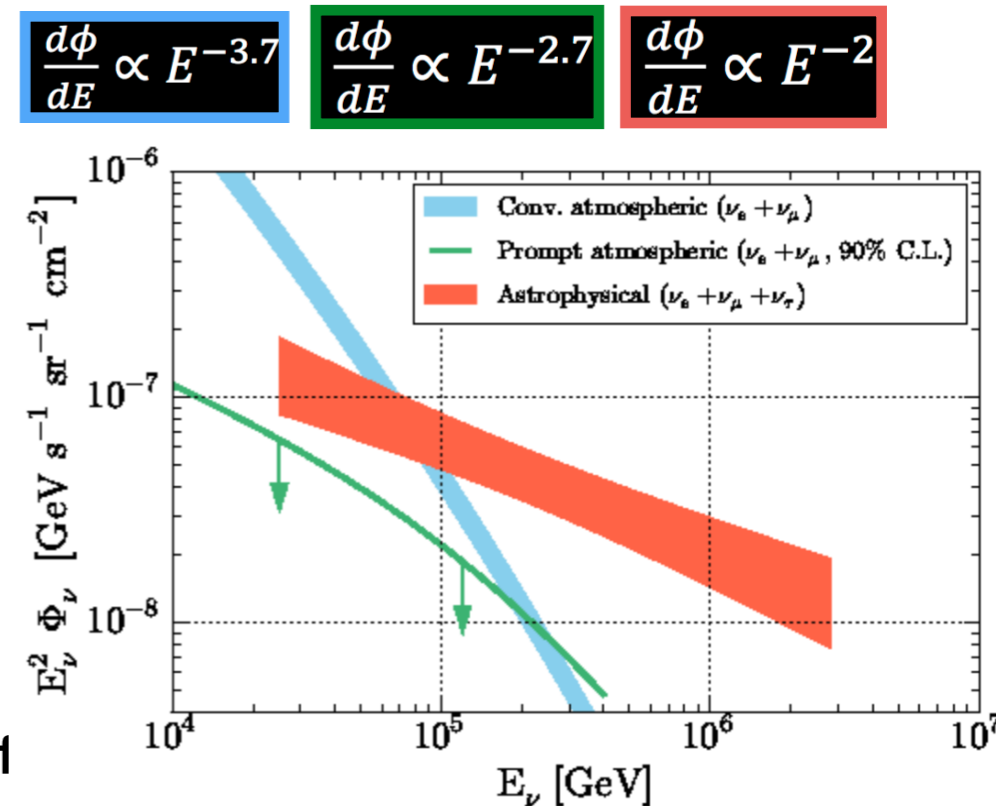
Background

All relevant backgrounds to astrophysical neutrinos are created in cosmic ray-induced air showers in the atmosphere of the Earth

1) **Conventional atmospheric neutrinos** - from the decays of kaons and charged pions. These particles are likely to interact with air molecules before they decay, the resulting neutrino flux differs from the original cosmic ray flux -> **the energy spectrum is steeper** (approximately **$E^{-3.7}$**) and the **flux is higher near the horizon**

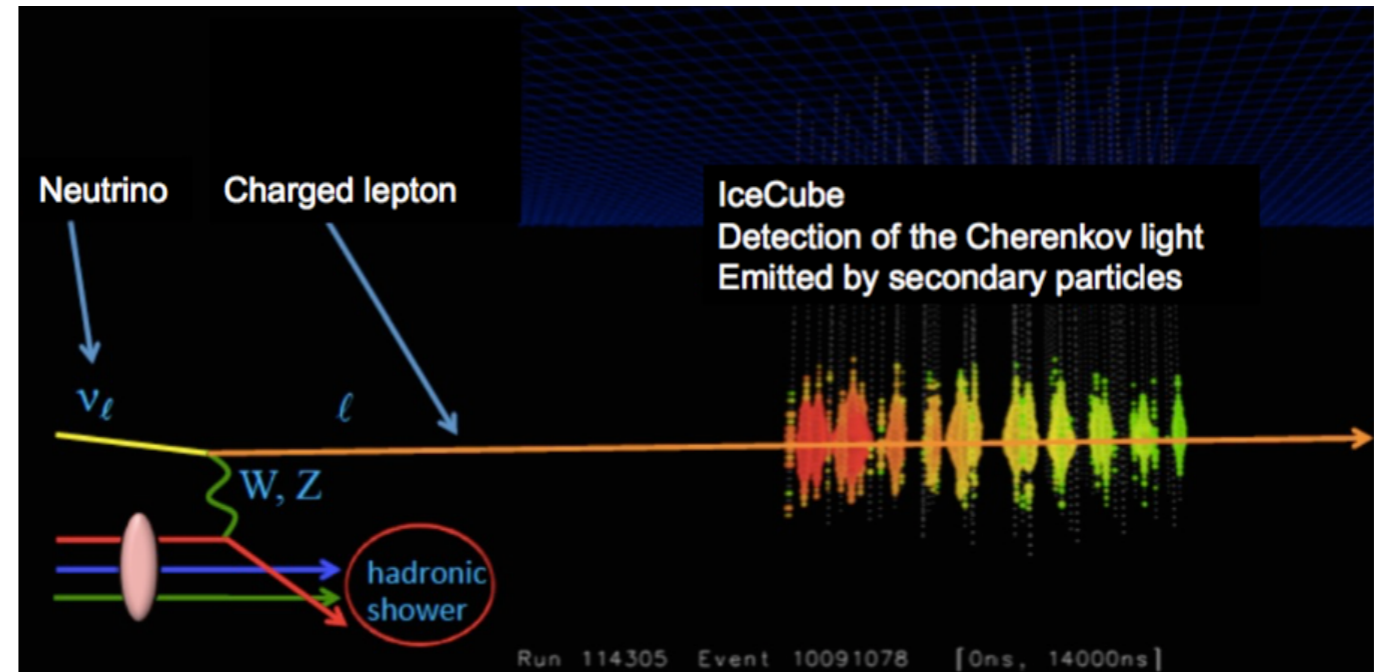
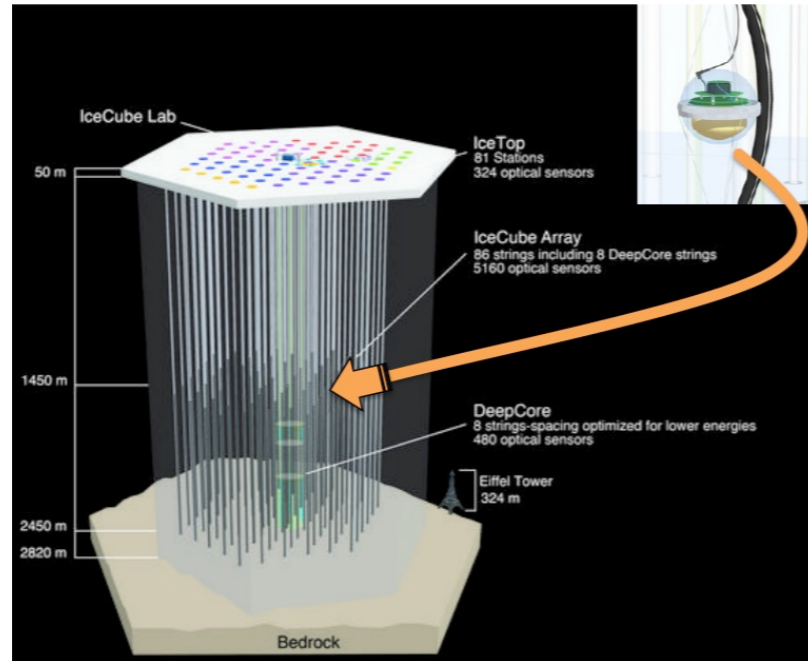
2) **Prompt neutrino flux** - from the decays of heavy, short-lived hadrons containing a charm or bottom quark. This flux is predicted to follow that of the cosmic rays more closely, with an **energy spectrum of approximately $E^{-2.7}$** and an **isotropic zenith angle distribution**

3) **Atmospheric muons** constitute the most abundant background. They reach the detector from ~above the horizon.





IceCube detector & Detection principle



The characteristic pattern (topology) of the Cherenkov light provides information about the energy, direction, and flavor of the parent neutrino

1) Track-like events

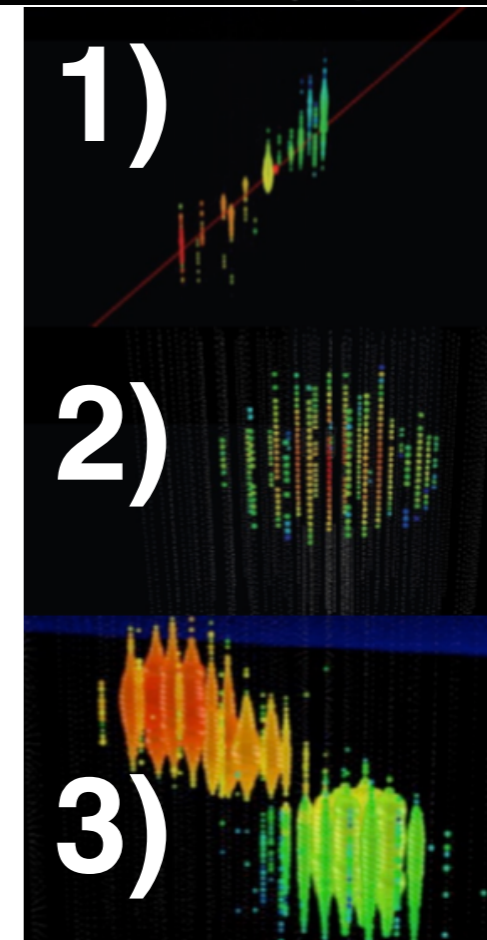
good angular resolution, limited energy resolution when not fully contained in the detector volume; source - ν_μ CC interactions

2) Cascade-like event

good energy resolution, limited angular resolution; source - ν_e , ν_μ , ν_τ NC + ν_e , ν_τ CC interactions

3) Composite events

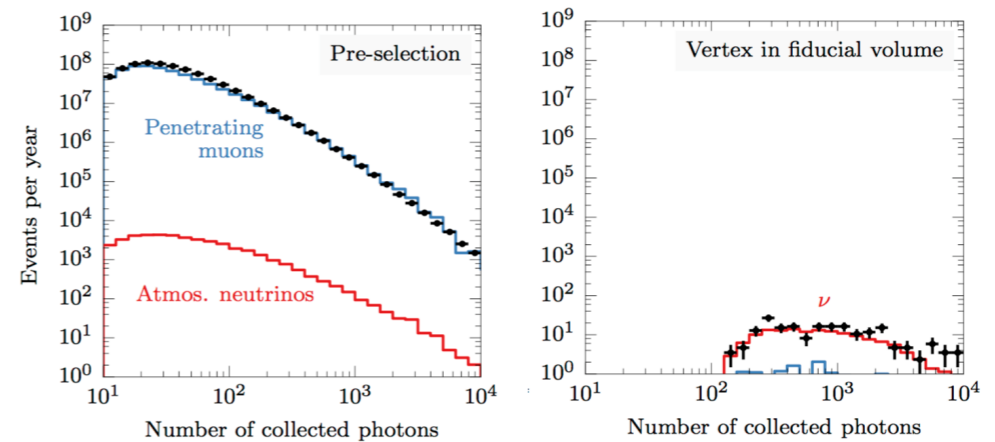
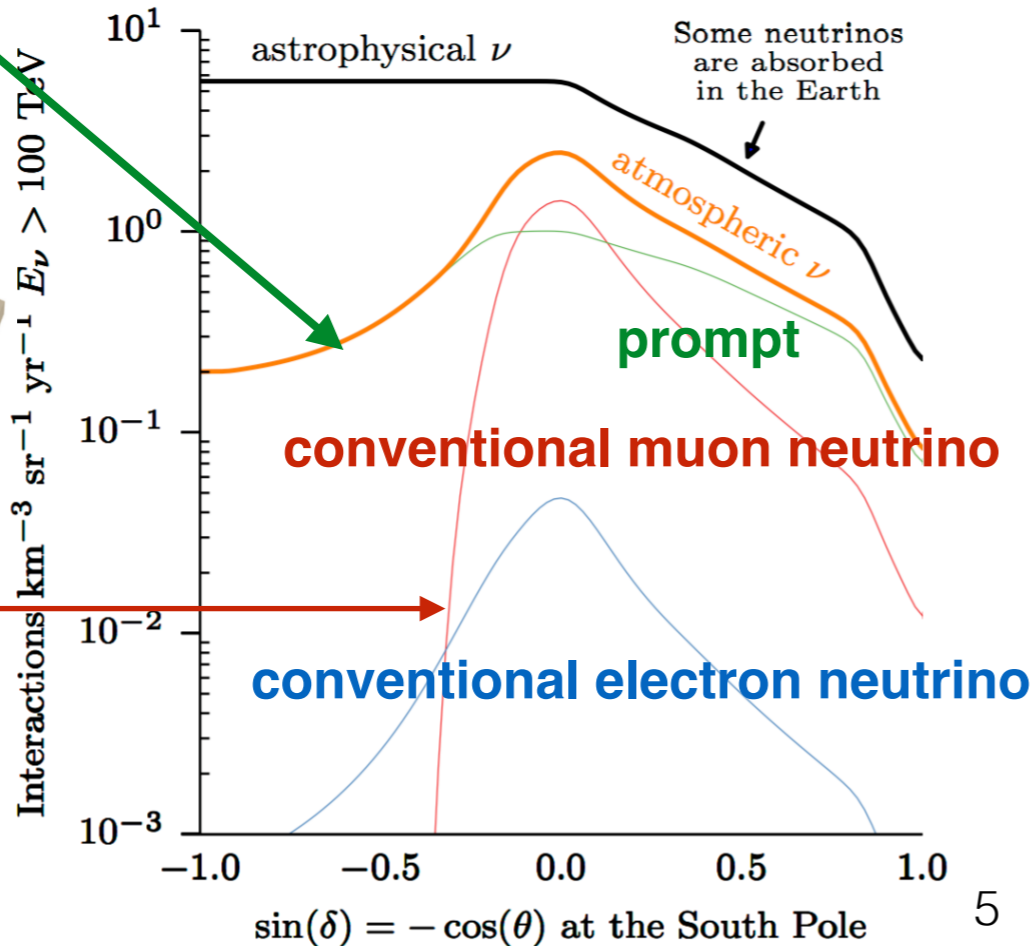
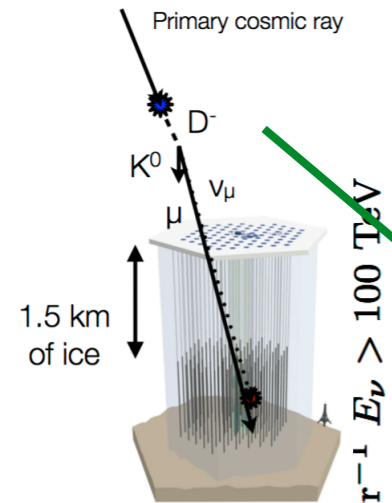
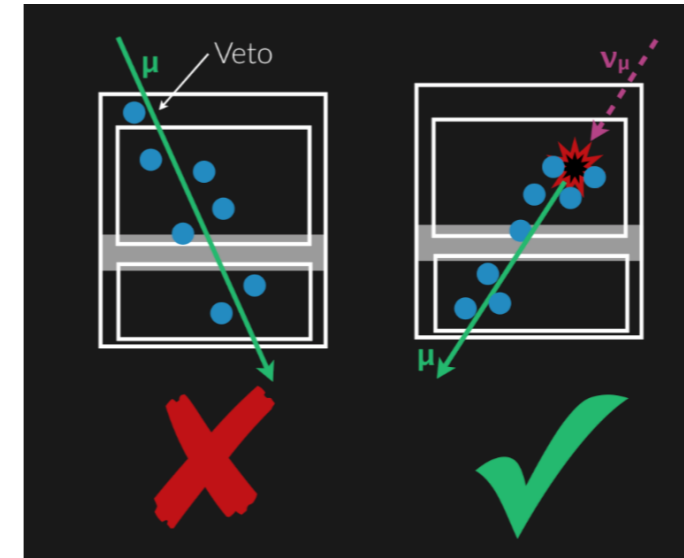
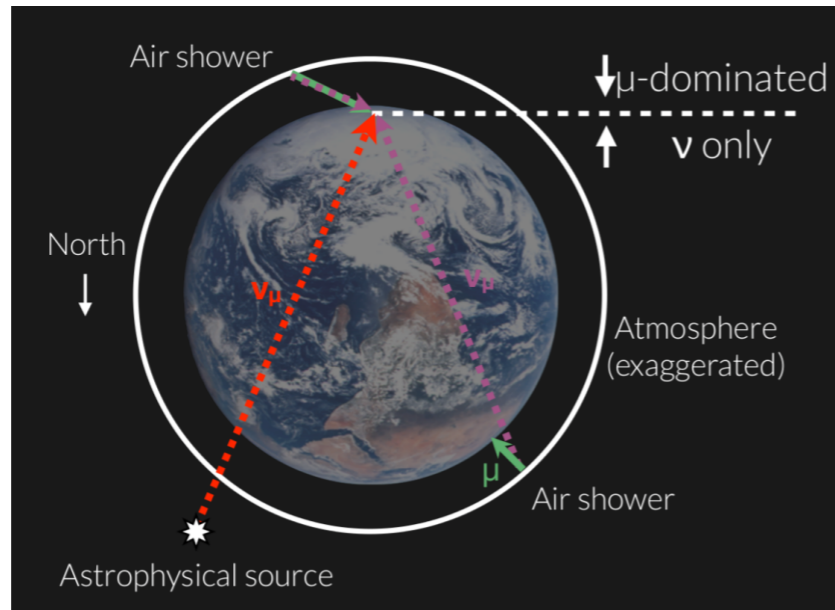
mixture of track-like and cascade-like events or multiple cascade events; high-energy ν_τ CC as a possible source





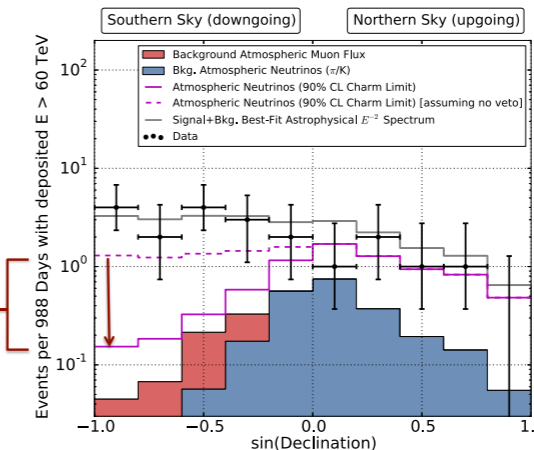
Detection methods.

Neutrino absorption in the Earth, self-veto, and detector veto



Angular distribution (E > 60 TeV)

Atmospheric ν veto



Select E > 60 TeV to get above atmospheric μ background. Note shape of prompt atmospheric ν background.

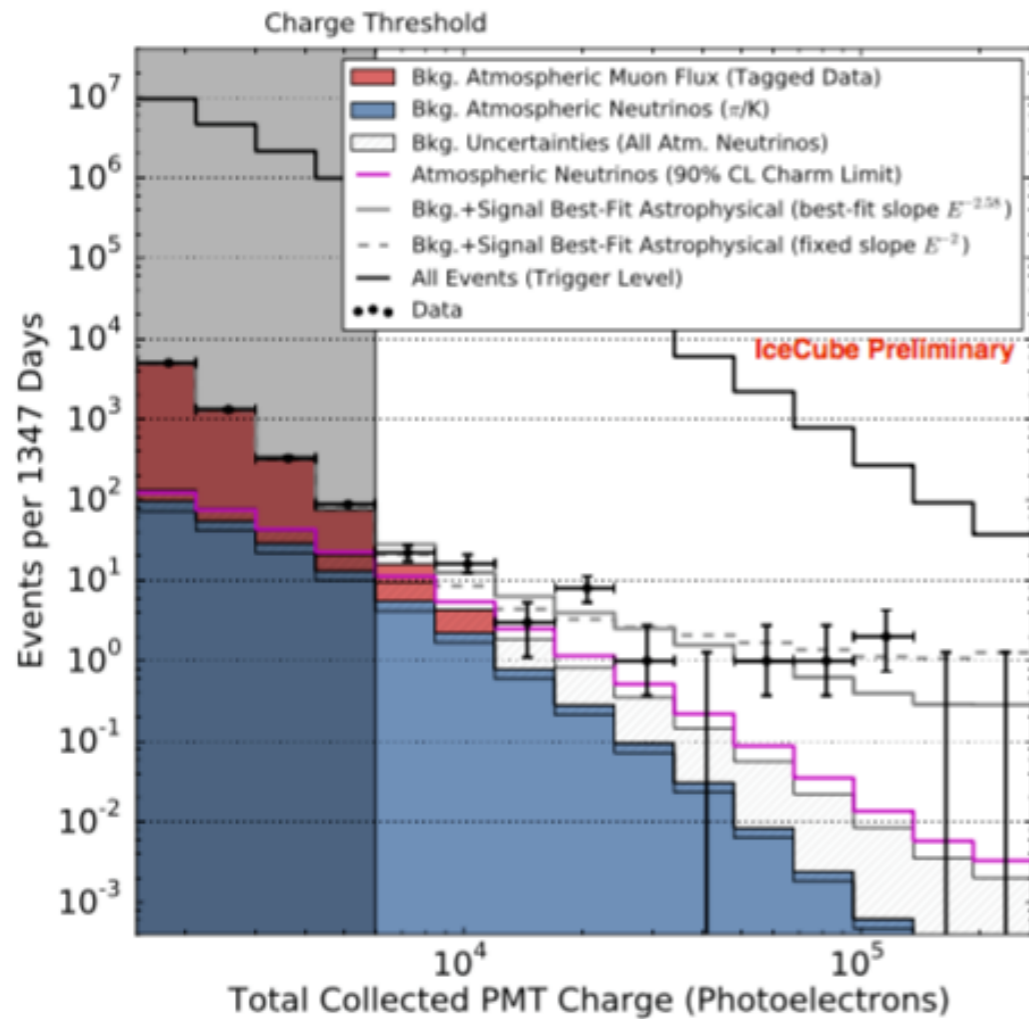


Astrophysical Neutrinos



High Energy Starting Events

High energy cosmic neutrinos with deposited energies between 30 and ~2000 TeV and arrival directions consistent with isotropy



54 events between 60 TeV and 2.1 PeV

39 cascades

13 tracks

2 “background”

consistent with expectations for equal fluxes of all three neutrino flavors

Background Expectations:

Atmospheric muons: 12.6 ± 5.1 (from data)

Atmospheric neutrinos: 9.0 ^{+8.0} _{-2.2}

power law spectrum $E^{-\gamma}$

“Soft”: $\gamma \approx 2.6$

A purely atmospheric origin of the observed events can be rejected with a significance of **5.7 σ**

Observation of Astrophysical Neutrinos in Four Years of IceCube Data

“4-year” 2015 ICRC proceedings. arXiv:1510:05223

“3-year” PRL 113 (2014) 101101

“2-year” Science 342 (2013) 6161

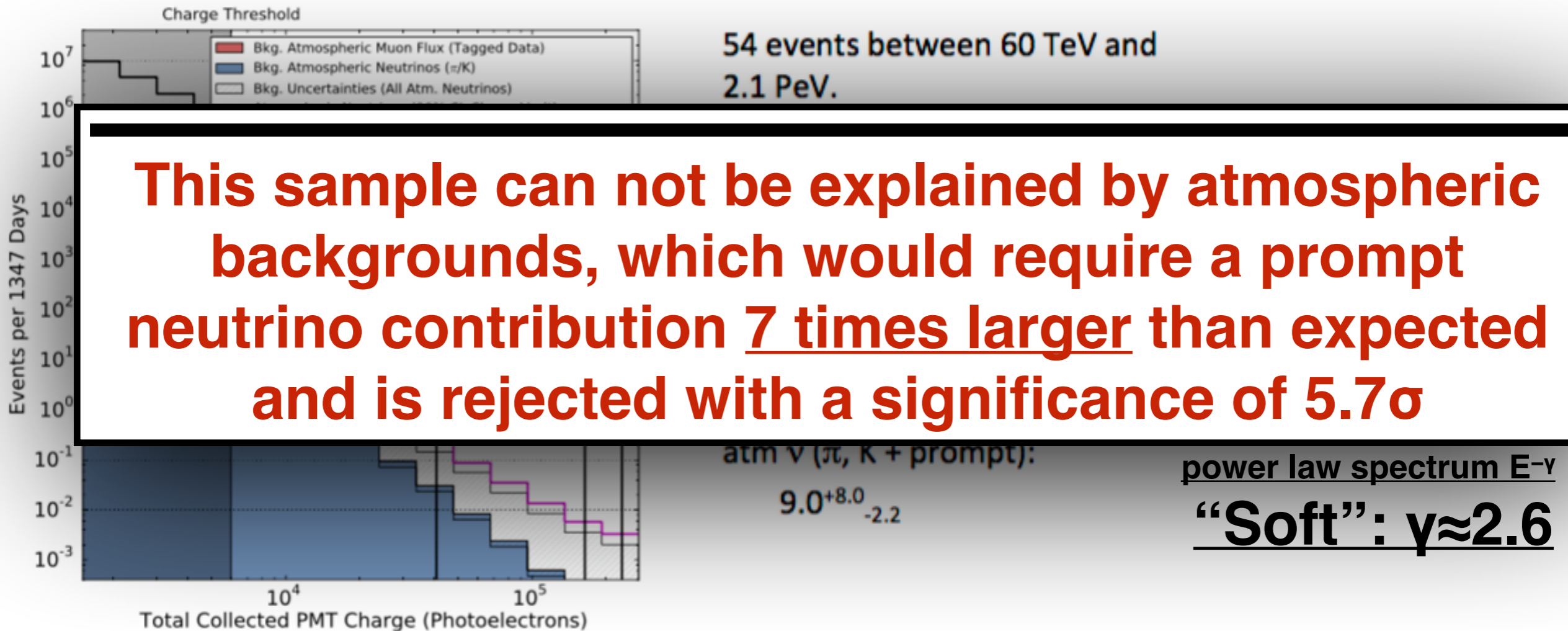


Astrophysical Neutrinos



High Energy Starting Events

High energy cosmic neutrinos from the Southern sky with deposited energies between 30 and ~2000 TeV and arrival directions consistent with isotropy



Observation of Astrophysical Neutrinos in Four Years of IceCube Data

“4-year” 2015 ICRC proceedings. arXiv:1510:05223

“3-year” PRL 113 (2014) 101101

“2-year” Science 342 (2013) 6161

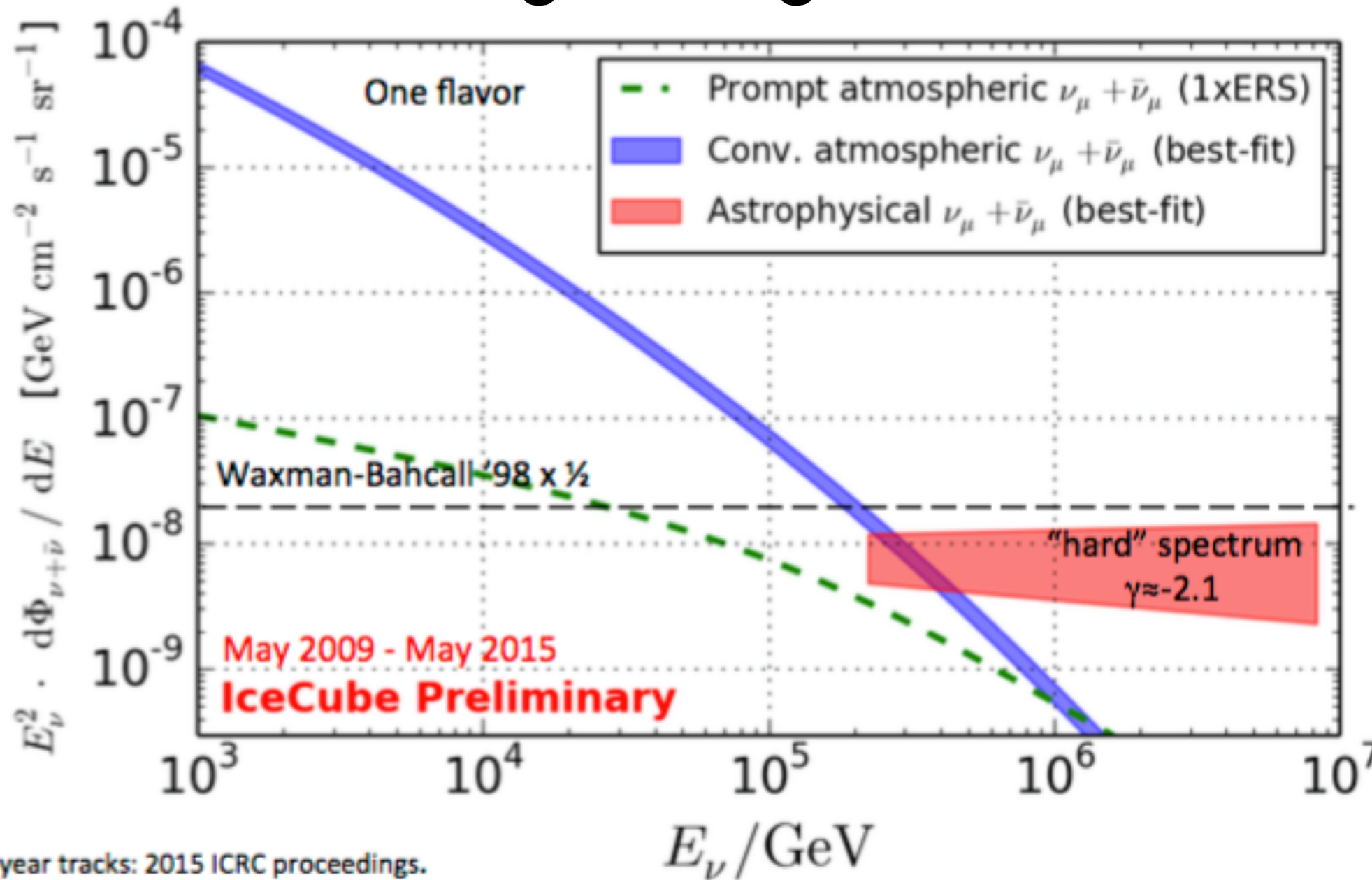
A purely atmospheric origin of the observed events can be rejected with a significance of 5.7σ



Astrophysical Neutrinos



Thought-Going Tracks

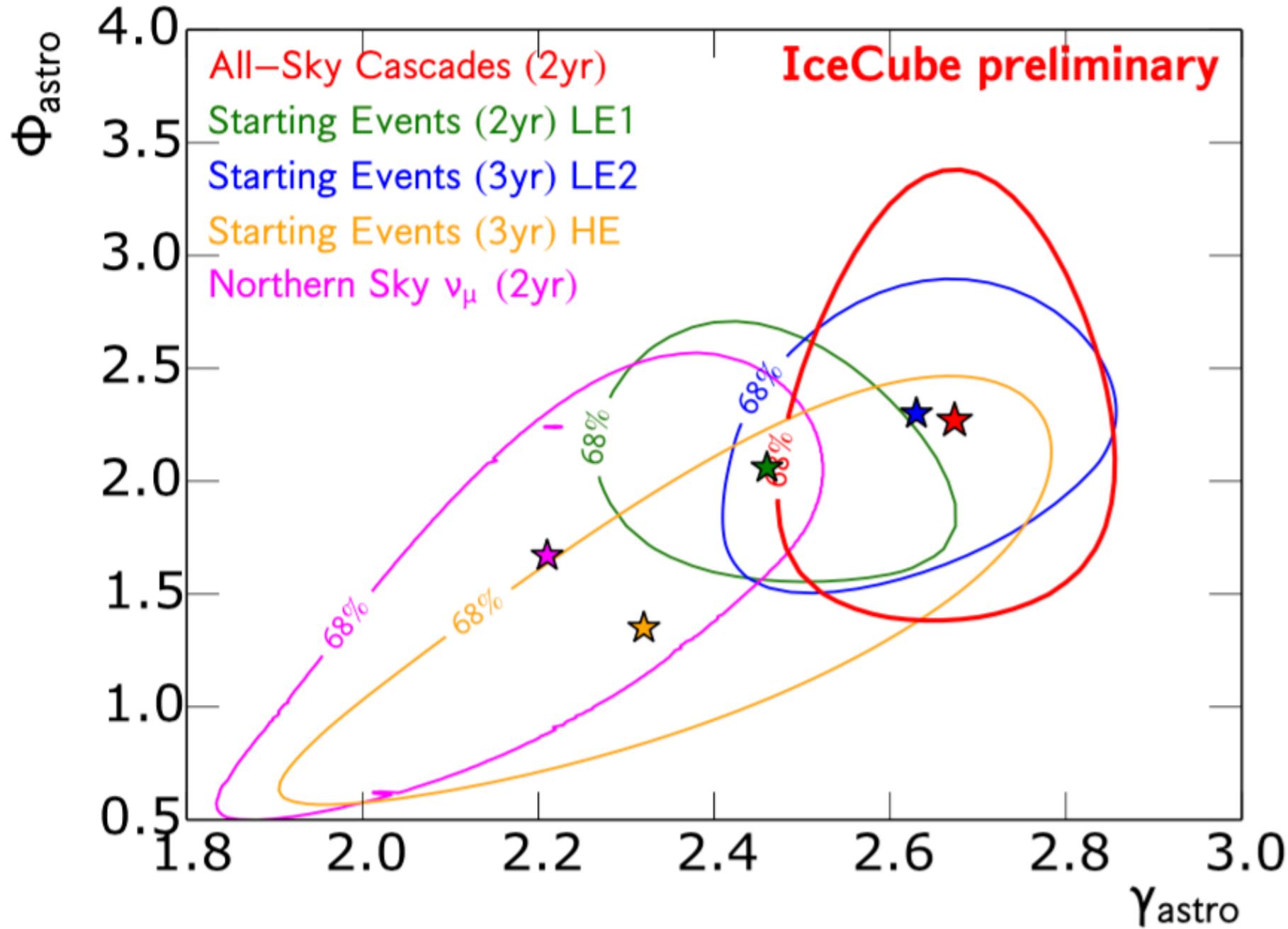


6-year tracks: 2015 ICRC proceedings.
arXiv:1510:05223

A purely atmospheric origin of the observed events can be rejected with a significance of **4.3 σ**



Atmospheric Neutrinos: Spectral Index





Estimation of prompt neutrino flux



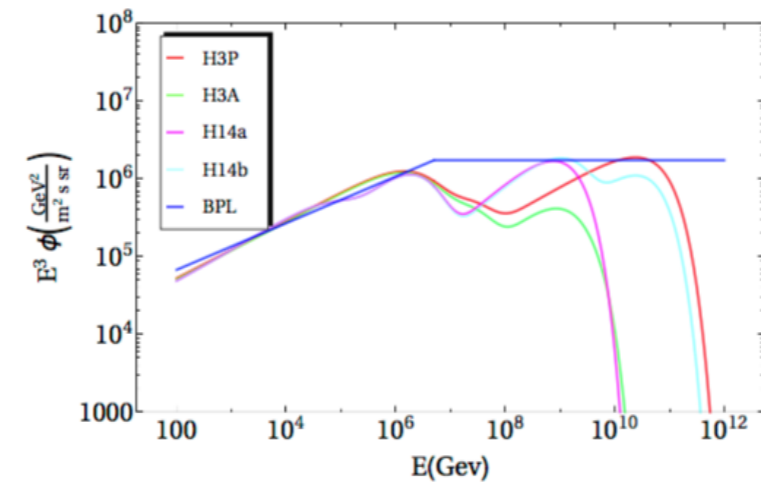
- What do we need to know to estimate prompt neutrino flux?

- Cosmic ray flux

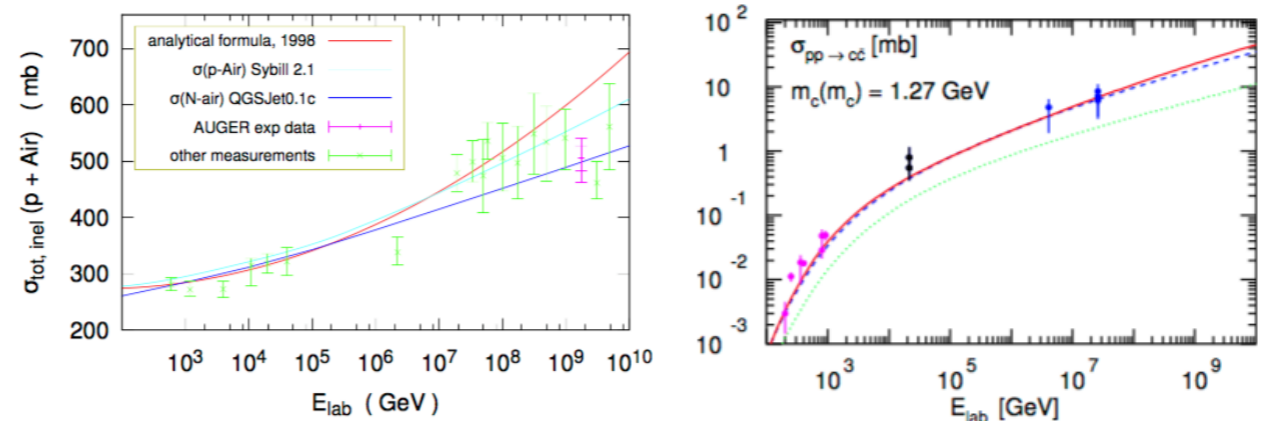
- Propagation of high energy particles and their decay products through the atmosphere

- Cascade equations / full Monte Carlo

- Proton-air inelastic cross section
- Charm production cross-section
- Charm fragmentation into hadrons (non-perturbative)
- $(\sigma(pA \rightarrow D + X) \approx \langle A \rangle \sigma(pp \rightarrow D + X))$; D is generic charmed meson; is nuclear shadowing negligible?



Essential component of any calculation of the prompt neutrino flux is the parameterization of the incoming cosmic ray flux, which is rather uncertain at the relevant high energies



Important Systematics:

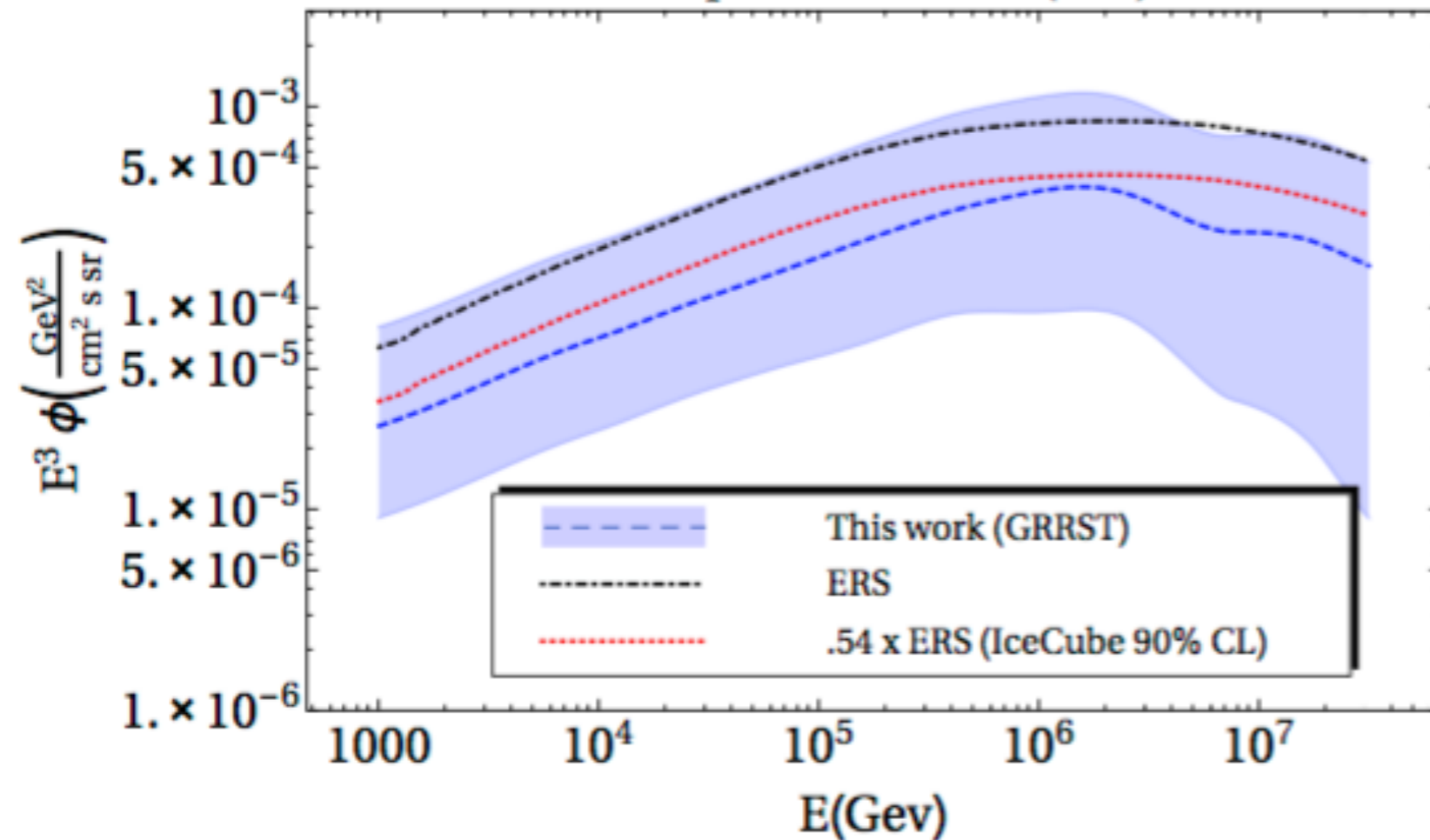
- Variation of the charm quark pole mass**
- Renormalization and factorization scales**
- PDF uncertainties**



Influence of systematic errors on estimated prompt neutrino flux



Prompt Neutrino Flux (BPL)



ERS - includes parton saturation effects in the QCD production cross section of charm quarks (see arXiv:0806.0418 [hep-ph] for more details);
The ERS prompt flux calculation is commonly used as a standard benchmark background.

Central value of the ERS calculation is in tension with the 90% CL upper limit labeled '0.54xERS'

The error band includes all relevant sources of theoretical uncertainties: from PDFs (68% CL), missing higher orders, and the charm mass

arXiv: 1511.06346v3

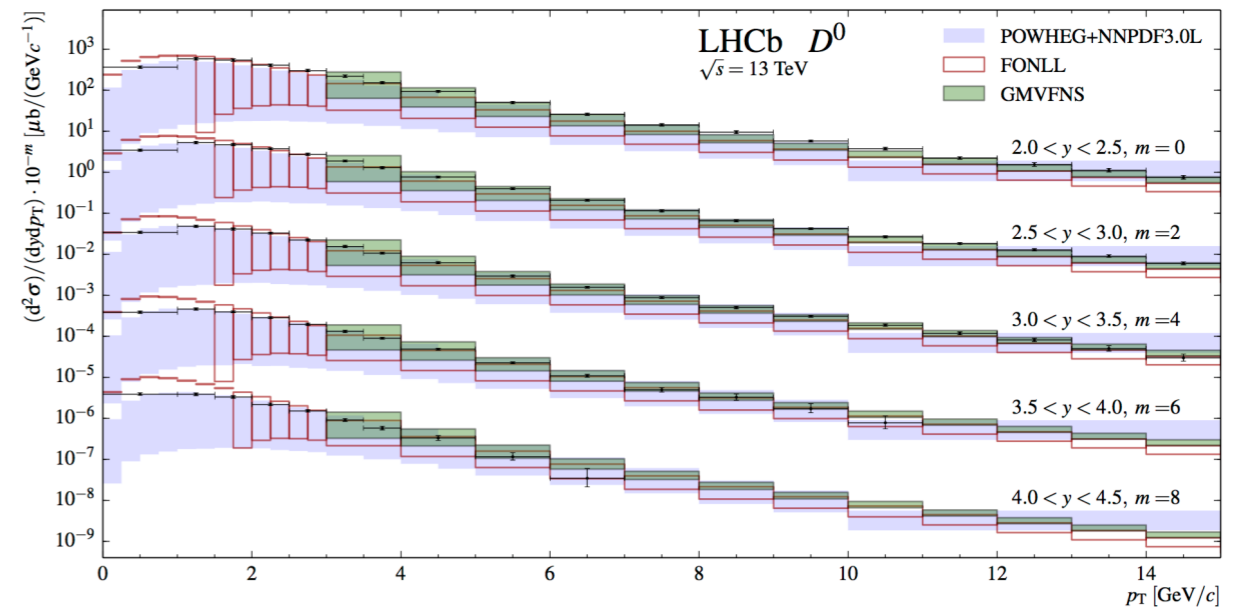


Validation of charm hadroproduction using LHC data



- **Charm production** in **proton proton** collisions at a centre-of-mass energy of **$\sqrt{s}=13\text{TeV}$** (before 7TeV) has been measured
- The **shapes of differential cross sections for D^0 , D^+ , D^{*+} , D_s^+** in **agreement with NLO** (the predicted central values generally lie below the data but within the uncertainty)
- **Limitation: Modern collider experiments have no coverage in the very large rapidity region.**

Example

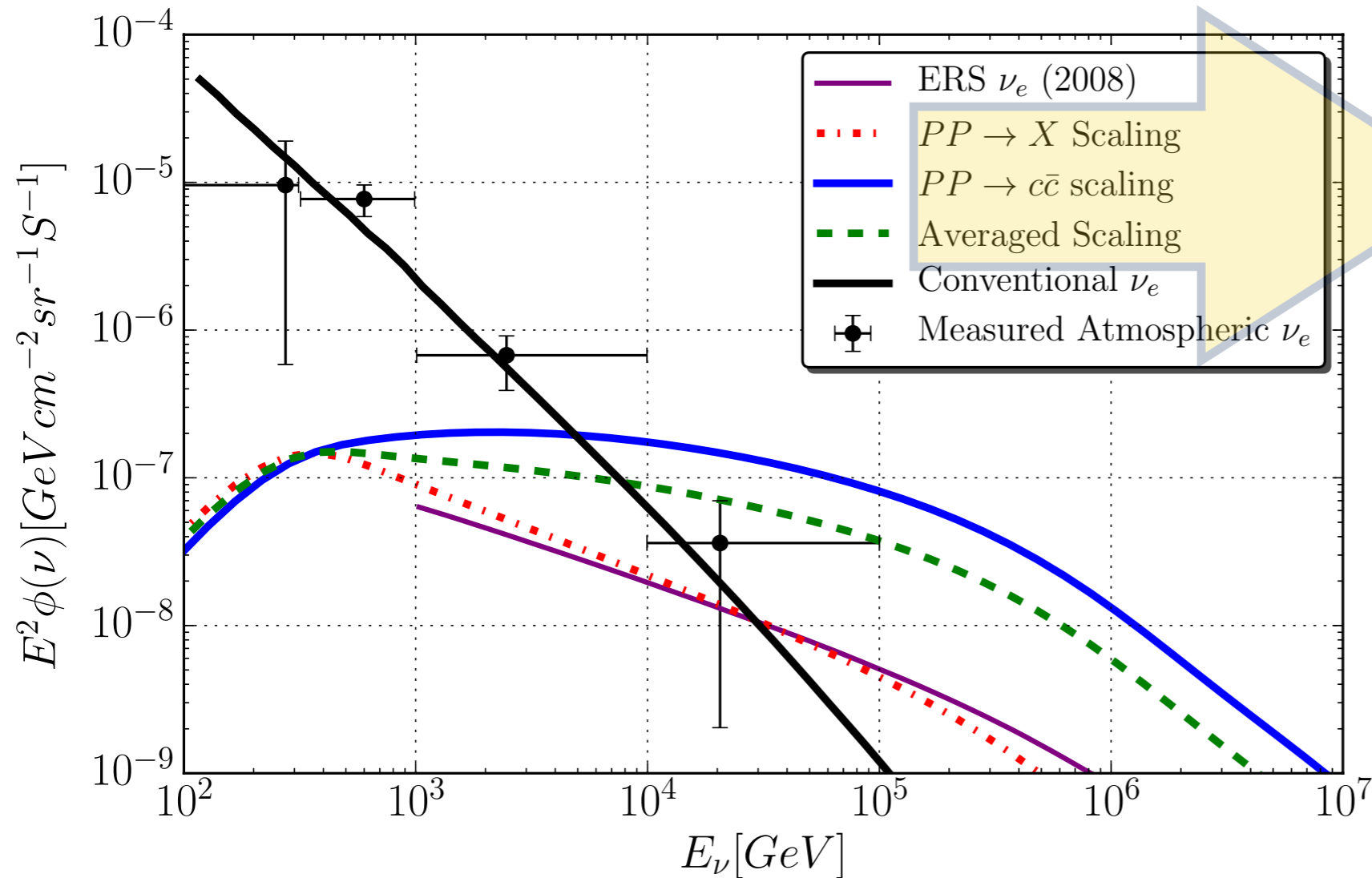


Measurement and predictions for absolute prompt D^0 cross section, The boxes indicate the $\pm 1\sigma$ uncertainty band on the theory predictions.

pQCD can calculate the $pp \rightarrow cc$ cross section (see slide 9), but that charm also has to fragment into hadrons. This fragmentation process is always non-perturbative



Physics in the forward region



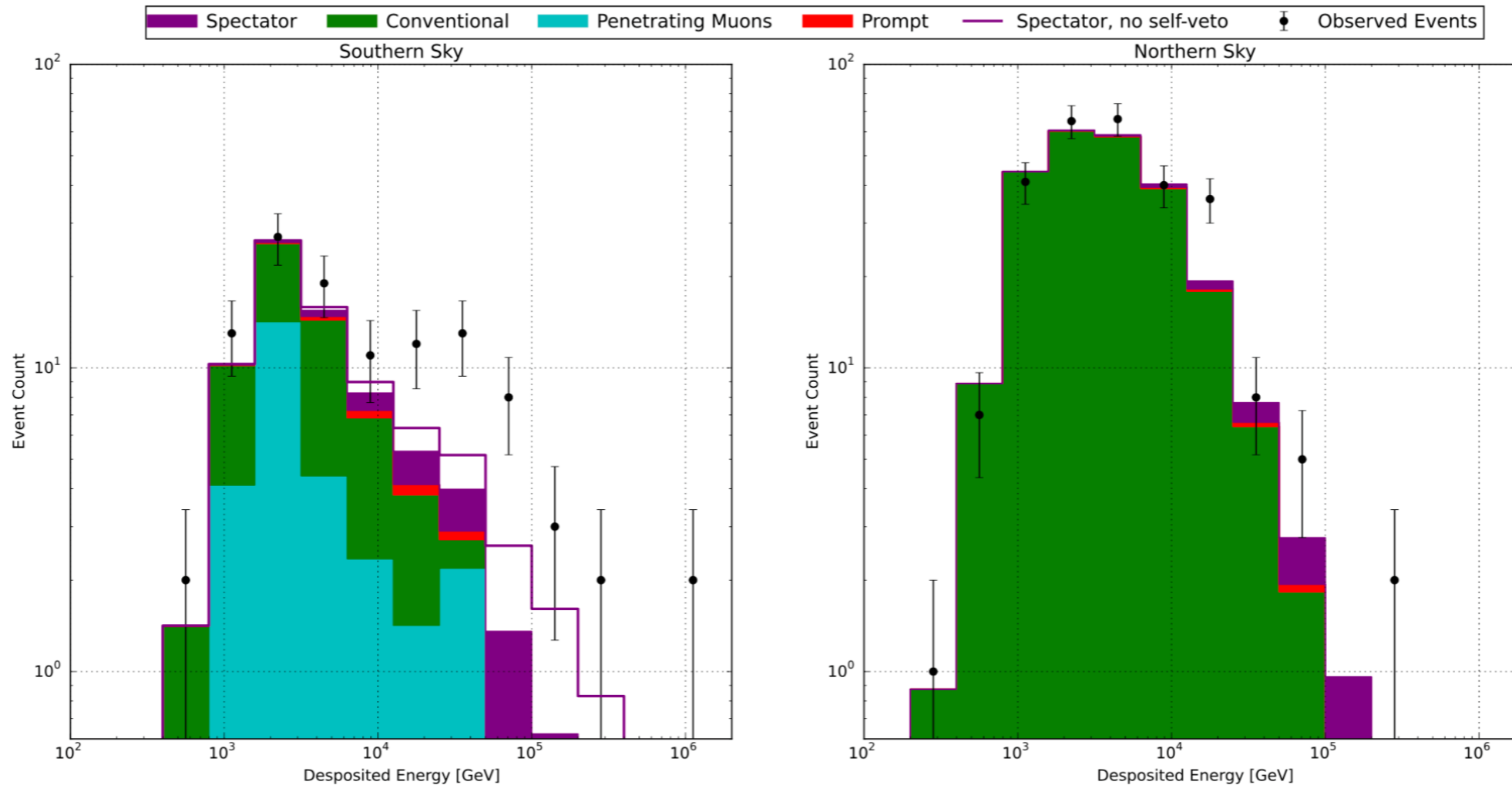
Different forward physics assumed

Flux of neutrinos from forward charm production may dominate the central component. It may therefore also represent a significant contribution to the TeV atmospheric neutrino flux.

arxiv.org/abs/1601.03044



Physics in the forward region




The expected number of events in both the southern (left) and northern (right) sky for two years in IceCube

Spectator - associated production of charm

arxiv.org/abs/1601.03044



Physics in the forward region



In the northern sky, the **maximal flux from the forward charm neutrino leaves little room** for an additional cosmic neutrino flux without exceeding the observed events.

maximal forward prompt neutrino flux cannot explain the high-energy events observed in IceCube

arxiv.org/abs/1601.03044



Summary

- At very-high energies (100 TeV - 1 PeV), the **dominant background to the astrophysical signal is the flux of prompt neutrinos**, coming from the semi-leptonic decay of charmed mesons produced by cosmic ray collisions in the atmosphere
- **Proper calculation of the prompt flux is complex and depends on many theoretical aspects** briefly shown and discussed in this presentation
- **The hadroproduction data can be used to increase our knowledge** and constrain theoretical predictions. However colliders have their limitations.
- Hypothesis of the non-zero intrinsic (or valence-like) heavy quark component of the proton distribution functions has not yet been confirmed or rejected but **maximal flux from the forward charm neutrino leaves little room for the additional intrinsic charm** (see slide 14)

Backup slides